



**International Shooting Sport
Federation
And**



USA SHOOTING

TECHNICAL RULES

FOR

ALL SHOOTING DISCIPLINES

Edition 2011 (First Printing, 11/2008)

Effective 1 February 2011



CHAPTERS

6.1	GENERAL	- 177 -
6.2	SAFETY.....	- 178 -
6.3	RANGE AND TARGET STANDARDS	- 180 -
6.4	EQUIPMENT AND AMMUNITION – GENERAL	- 236 -
6.5	PRE-MATCH ADMINISTRATION.....	- 238 -
6.6	COMPETITION JURIES.....	- 242 -
6.7	COMPETITION OFFICIALS	- 244 -
6.8	SCORING PROCEDURES	- 249 -
6.9	SCORING PROCEDURES (Paper Targets) 25 m Events	- 252 -
6.10	RULES OF CONDUCT FOR SHOOTERS AND OFFICIALS	- 254 -
6.11	COMPETITION RULES	- 256 -
6.12	MALFUNCTIONS.....	- 263 -
6.13	FAILURE OF ELECTRONIC SCORING TARGET SYSTEMS - 10 m AND 50 m	- 263 -
6.14	TIE-BREAKING.....	- 266 -
6.15	PROTESTS AND APPEALS	- 268 -
6.16	FINALS IN OLYMPIC EVENTS	- 270 -
6.17	PROTOCOL: AWARDS AND RECORDS.....	- 283 -
6.18	MEDIA RELATIONS	- 284 -
6.19	FORMS.....	- 285 -
6.20	INDEX.....	- 296 -

Note: Where figures and tables contain specific information, these have the same authority as the numbered rules.



6.1 GENERAL

6.1.1 Objective and Purpose of ISSF Rules

The ISSF establishes Technical Rules for the sport of shooting to govern the conduct of shooting events recognized by the ISSF (see ISSF General Regulations). The objective of the ISSF is to achieve uniformity in the conduct of the shooting sport throughout the world to promote the development of the sport. ISSF Technical Rules are provided to help achieve this objective.

6.1.1.1 ISSF Technical Rules include rules for range construction, targets, scoring etc. for all shooting disciplines. Discipline Rules apply specifically to the four shooting disciplines: Rifle, Pistol, Shotgun and Running Target.

6.1.1.2 ISSF Technical and Discipline Rules are approved by the ISSF Administrative Council in accordance with the Constitution of the ISSF.

6.1.1.3 ISSF Technical and Discipline Rules are subordinate to the Constitution of the ISSF and the ISSF General Regulations.

6.1.1.4 ISSF Technical and Discipline Rules are approved to be effective for a minimum of four years beginning on 1 January of the year following the Olympic Games. Except in special situations, ISSF Rules are not changed during this four year period.

6.1.2 Application of ISSF Technical and Discipline Rules

6.1.2.1 Throughout these Rules, competitions where World Records may be established and which are approved by the ISSF in accordance with ISSF General Regulations are referred to as "ISSF supervised Competitions / Championships".

6.1.2.2 ISSF Rules must be applied at all ISSF supervised Competitions / Championships.

6.1.2.3 The ISSF recommends that ISSF Rules be applied at competitions where ISSF events are in the program, even if **World Records** cannot be established. Such events are referred to as "ISSF Supervised Events".

6.1.3 Scope of Technical Rules

Technical Rules include:

6.1.3.1 rules for the preparation and organization of ISSF supervised Competitions / Championships;

6.1.3.2 rules for planning the construction and installation of shooting ranges;

6.1.3.3 rules which apply to all shooting disciplines or more than one shooting discipline.

6.1.4 Knowledge of the Rules

All shooters, team leaders and officials must be familiar with the ISSF Rules and must ensure that these Rules are enforced. It is the responsibility of each shooter to comply with the Rules.



- 6.1.4.1** When a Rule refers to right-handed shooters, the reverse of that Rule refers to left-handed shooters.
- 6.1.4.2** Unless a Rule applies specifically to a men's or women's event, it must apply uniformly to both men's and women's events.
- 6.1.5** **Organization and Conduct of ISSF supervised Competitions / Championships**
- 6.1.5.1** An Organizing Committee must be formed in accordance with ISSF General Regulations and is responsible for the preparation, administration and conduct of the shooting competitions. Representative(s) of the ISSF may be invited as technical advisors without voting rights.
- 6.1.5.2** Chief Range Officer(s) and appropriate Range Officers; Chief of Referees and Referees appointed by the Organizing Committee must be responsible for the technical aspects and conduct of the individual shooting events.
- 6.1.5.2.1** For Shotgun: Chief Referee and Referees
- When on duty they are required to wear the "ISSF Shotgun Referee (blue) vest" which must be purchased from the ISSF Headquarters (note: as of WCH 2010)
- 6.1.5.3** The Organizing Committee must establish a Classification office for testing, stamping, numbering and preparing targets before the competitions, for scoring and controlling targets during competitions and for recording and producing results lists after competitions. The office must be under the supervision of the Chief Classification Officer, with the necessary Assistants.
- 6.1.5.4** A Chief of Equipment Control and appropriate Equipment Control Officers appointed by the Organizing Committee must be responsible for the Equipment Control.
- 6.2** **SAFETY**
- SAFETY IS OF PARAMOUNT IMPORTANCE.**
- 6.2.1** ISSF Rules state only specific safety requirements which are required by the ISSF for use in ISSF supervised Competitions / Championships. Necessary and special safety regulations for ranges differ from country to country. For this reason no details are stated within these Rules. The safety of a shooting range depends to a large extent on local conditions, so additional safety rules may be established by the Organizing Committee. The Organizing Committee must know the principles of range safety and take the necessary steps to apply them. The Organizing Committee bears the responsibility for safety. Juries, Range officials, team officials and shooters must be advised of any special regulations.
- USA**
- 6.2.1A** In USA Shooting competitions, the organizing committee may be as large as needed or as few as one member. The competitions director is responsible for enforcing safety rules and standards.



- USA**
6.2.1B Each shooter is responsible for following all safety and gun handling rules mentioned anywhere in the rulebook and all standard safe gun handling procedures.
- 6.2.2** The safety of shooters, range officials and spectators requires continued and careful attention to gun handling and caution in moving about the range. Self-discipline is necessary on the part of all. Where such self-discipline is lacking, it is the duty of range officials to enforce discipline and the duty of shooters and team officials to assist in such enforcement.
- 6.2.2.1** In the interest of safety, a Jury Member or a Range Officer may stop the shooting at any time. Shooters and team officials must notify immediately Range Officers or Jury Members of any situation that may be dangerous or which may cause an accident.
- USA**
6.2.2.1A Any shooter or official may stop the shooting at any time in the interest of safety.
- 6.2.2.2** An Equipment Inspector, Range Officer, or Jury Member may pick up a shooter's equipment (including a gun) for control without his permission, but in his presence and with his knowledge. However, immediate action must be taken when a matter of safety is involved.
- 6.2.2.3** To ensure safety, all guns must be handled with maximum care at all times. The gun must not be removed from the firing line during the course of fire except with the permission of a range official.
- 6.2.2.4** While the shooter is on the firing point, the gun must always be pointed in a safe direction. When not actually firing, all guns must be unloaded and the bolt or action must be open. The action, breech or loading device must not be closed until the gun is pointing down range in a safe direction toward the target / butt stop area.
- 6.2.2.4.1** Even if a Rifle or a 50 m Pistol has a magazine, only one cartridge may be loaded. If a 5-shot air pistol is used in the 10 m Air Pistol Event(s) only one pellet may be loaded.
- 6.2.2.4.2** In the range, when the gun is not on the firing point, it must always be in its case, unless otherwise authorized by a Range Officer.
- 6.2.2.5** Before the shooter leaves the firing point, the shooter must ascertain and the Range Officer **must verify** that the action is open and there is no cartridge or pellet in the chamber or magazine. If the shooter boxes his gun or removes it from the firing point without having it checked by the Range Officer, he may be disqualified.
- 6.2.2.6** Dry firing and aiming exercises are permitted, but only with the permission of the Range Officer and only on the firing line or in a designated area. Handling of guns is not permitted when operating personnel are forward of the firing line.
- 6.2.2.6.1** **Dry Firing** means the release of the cocked trigger mechanism of an unloaded cartridge gun or the release of the trigger mechanism of an air or gas gun fitted with a device which enables the trigger to be operated without releasing the propelling charge (air or gas).



- 6.2.2.7** Guns/magazines may be loaded only on the firing point and only after the command or signal “**LOAD**” or “**START**” is given. At all other times, the guns/magazines must be kept unloaded.
- 6.2.2.7.1** If a shooter fires a shot before the command “**LOAD**” or “**START**”, or after the command “**STOP**” or “**UNLOAD**” has been given he may be disqualified if safety is involved.
- 6.2.2.7.2** During the competition the gun may be put down only after the cartridge(s) and/or magazine are removed and the action is open. Air and gas guns must be made safe by opening and keeping open the cocking handle and/or loading port.
- 6.2.2.7.3** When the command or signal to “**STOP**” is given, shooting must stop immediately. When the command “**UNLOAD**” is given, all shooters must unload their guns and magazines, and make them safe (to unload air guns ask the Range Officer for permission). Shooting may only be resumed when the appropriate command or signal to “**START**” is given again.
- 6.2.2.7.4** The Chief Range Officer, or other appropriate range official, is responsible for giving the commands “**LOAD**”, “**START**”, “**STOP**”, “**UNLOAD**” and other necessary commands. The Range Officers must ensure that the commands are obeyed and that guns are handled safely.
- 6.2.2.7.5** Any shooter who touches a gun or magazine, except to unload, after the command “**STOP**” has been given during an elimination or qualification, relay stage or series, without the permission of the Range Officer, may be disqualified.
- 6.2.2.8** It is the shooter’s responsibility that any air or Co2 cylinder has been certified as safe and is still within the validity date.

6.2.3 Ear Protection

Notices must be prominently displayed and hearing protection must be available for all persons in the range area. All shooters and other persons in the immediate vicinity of the firing line are urged to wear ear plugs, ear muffs, or similar ear protection. Hearing protection in the form of ear plugs or muffs (not plain cotton) must be provided for all range officials whose duties require them to be near the firing line during shooting (i.e. Register Keepers, Range Officers, Jury Members etc.). Ear protectors incorporating any type of receiving devices are not permitted for shooters.

6.2.4 Eye Protection

All shooters are urged to wear shatterproof shooting glasses or similar eye protection while shooting.

6.2.5 Sound Producing Equipment

Only sound reducing devices may be used. Radios, tape recorders, or any type of sound producing or communication systems are prohibited during competitions and any training.

6.3 RANGE AND TARGET STANDARDS

6.3.1 General Target Requirements



- USA**
6.3.1A Official USA Shooting, ISSF and NRA targets may be used in USA Shooting sanctioned competitions, until such time as official USA Shooting targets are commercially available. USA Shooting licensed 50 foot indoor rifle targets are available.
- USA**
6.3.1B USA Shooting authorizes the use of the Orion Scoring System at USA Shooting sanctioned events for air rifle and smallbore rifle, provided it is stated in the match program. At this time the Orion system has been provisionally approved for air pistol for the fall of 2011. A notice will be made when this becomes into place.
- Scoring must be consistent; competitors must shoot on the same targets and be scored by the same method.
- The Orion system should be treated as electronic targets for protests and scoring.
- Required software for use of the Orion Scoring System: require them to use the hardware and software required for the system; i.e., they must use “24 bit color, 300 DPI, A4 paper size, save each file as an uncompressed JPEG image, have a white or black reference color, and support the 200 grams per square meter paper density of the paper targets.
- 6.3.1.1** Samples of all paper targets (five (5) of each type) and clay targets
- 6.3.1.2** (twenty (20) qualification targets and twenty (20) powder filled Finals targets) which are to be used in ISSF supervised Competitions / Championships where World Records may be established must be submitted to the ISSF Secretary General for testing, verification of specifications and approval at least six (6) months prior to the start of such Competitions / Championships.
- 6.3.1.3** **The quality and dimensions** of all targets will be examined again by the Technical Delegate(s) prior to the beginning of ISSF supervised Competitions / Championships. Only targets which are the same as the approved samples may be used.
- 6.3.1.4** **Target paper** must be of a non-reflecting color and material so that the black aiming area (center) is clearly visible under normal light conditions at the appropriate distances. The target paper and scoring rings must retain dimensional accuracy under all weather and climatic conditions. The target paper must register shot holes without excessive tearing or distortion.
- 6.3.1.5** The dimensions of all scoring rings are measured from the outside edges (outside diameter) of the scoring rings.
- 6.3.1.6** In ISSF supervised Competitions / Championships only targets with one (1) black aiming area are permitted, except in the case of the Running Target.
- USA**
6.3.1.5A Multiple bull targets may be used in USA Shooting sanctioned competitions (see target descriptions in Rule 6.3.2.2 A-C)
- 6.3.1.7** Targets are divided into scoring zones by scoring rings.
- 6.3.1.8** **Electronic Scoring Targets (EST)**



6.3.1.8.1 Only Electronic Scoring Targets approved by the ISSF may be used.



6.3.2 Paper Competition Targets

6.3.2.1 300 Meter Rifle Target

10 Ring	100 mm	(±0.5 mm)	5 Ring	600 mm	(±3.0 mm)
9 Ring	200 mm	(±1.0 mm)	4 Ring	700 mm	(±3.0 mm)
8 Ring	300 mm	(±1.0 mm)	3 Ring	800 mm	(±3.0 mm)
7 Ring	400 mm	(±3.0 mm)	2 Ring	900 mm	(±3.0 mm)
6 Ring	500 mm	(±3.0 mm)	1 Ring	1000 mm	(±3.0 mm)

Inner Ten = 50 mm (±0.5 mm).

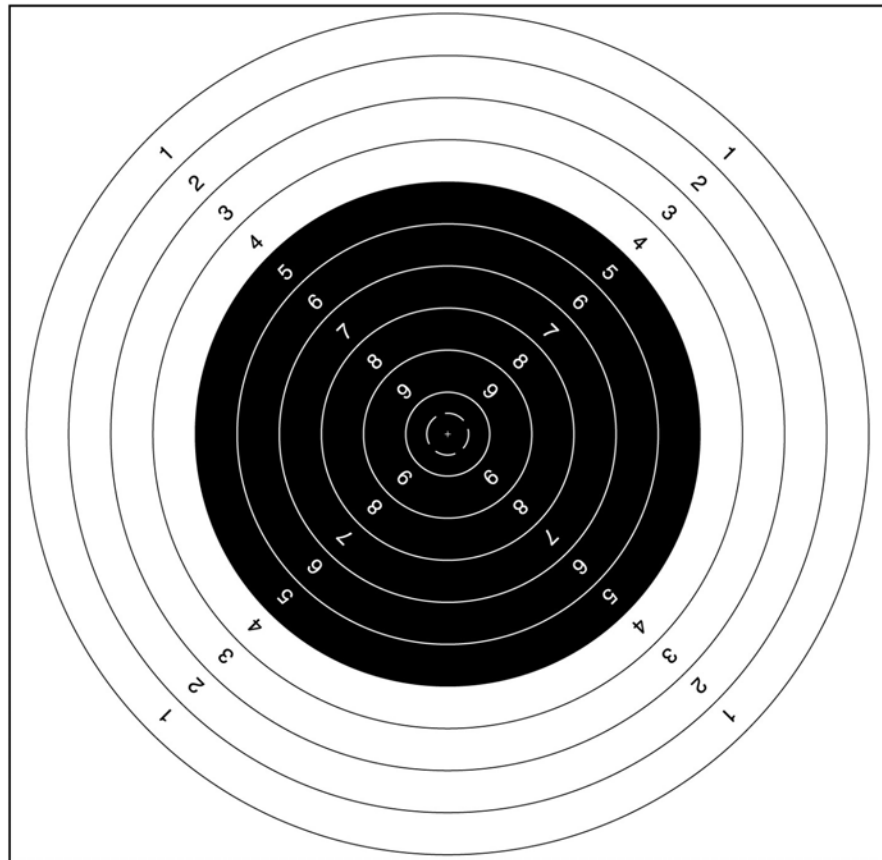
Black from 5 to 10 Rings = 600 mm (±3.0 mm).

Ring Thickness: 0.5 mm to 1.0 mm.

Minimum visible size of target card: 1300 mm x 1300 mm (or minimum 1020 mm x 1020 mm providing the background on which the target is mounted is the same color as the target).

Scoring ring values 1 – 9 are printed in the scoring zones, in diagonal lines at right angles to each other.

The 10 point zone is not marked with a number.



300 Meter Rifle Target



USA
6.3.2.1
A

300 Yard Rifle Target (300m rifle target reduced to 300 yards)

10 Ring	90.75	(±0.5mm)	5 Ring	547.95	(±3.0mm)
9 Ring	182.19	(±1.0mm)	4 Ring	639.39	(±3.0mm)
8 Ring	273.63	(±1.0mm)	3 Ring	730.83	(±3.0mm)
7 Ring	365.07	(±3.0mm)	2 Ring	822.27	(±3.0mm)
6 Ring	456.51	(±3.0mm)	1 Ring	913.71	(±3.0mm)

Inner Ten = 45.03(±0.5mm).

Diameter of the black: 5 to 10 rings = 547.95 mm.

Ring Thickness: 1.0 mm - 2.0 mm.

Minimum visible size of the target card: 1200 mm x 1200 mm
 (47.3 x 47.3 inches).

Scoring ring values 1 - 9 are printed in the scoring zones, in diagonal planes at right angles to each other.

The 10 point zone is not marked with a number.

USA
6.3.2.1
B

200 Yard Rifle Target (300m rifle target reduced to 200yards)

10 Ring	57.82	(±0.2mm)	5 Ring	362.62(±2.0mm)
9 Ring	118.78	(±0.3mm)	4 Ring	423.58(±2.0mm)
8 Ring	179.74	(±0.5mm)	3 Ring	484.54(±2.0mm)
7 Ring	240.70	(±2.0mm)	2 Ring	545.50(±2.0mm)
6 Ring	301.66	(±2.0mm)	1 Ring	606.46(±2.0mm)

Inner Ring = 27.34(±0.3mm).

Diameter of the black: 5 to 10 rings = 362.62mm.

Ring Thickness: 1.0 mm - 2.0 mm.

Minimum visible size of the target card 800 mm x 800 mm
 (31.5 x 31.5 inches).

Scoring ring values 1-9 are printed in the scoring zones, in diagonal planes At right angles to each other.

The 10 point zone is not marked with a number.



USA
6.3.2.1C 100 Yard Rifle Target (300m rifle target reduced to 100 yards)

10 ring	24.88	(±0.2mm)	5 Ring	177.28	(±1.0mm)
9 Ring	55.36	(±0.3mm)	4 Ring	207.76	(±1.0mm)
8 Ring	85.84	(±0.3mm)	3 Ring	238.24	(±1.0mm)
7 Ring	116.32	(±1.0mm)	2 Ring	268.72	(±1.0mm)
6 Ring	146.80	(±1.0mm)	1 Ring	299.20	(±1.0mm)

Inner Ten = 9.64(±0.2mm)

Diameter of the black: 182.88 mm.

Ring Thickness: 0.5 mm to 1.0 mm.

Minimum visible size of the target card 356 mm x 1067 mm
 (14 x 42 inches)

Each target will have three bull's eyes printed in a vertical line, equally spaced from top to bottom on the target card.

The top bull's-eye is the sighting bull's-eye.

Scoring ring value 1-9 are printed in the scoring zones in vertical and horizontal planes, at right angles to each other.

A horizontal line is printed midway between the sighting bull's-eye and the top record bull's-eye to define the sighting area.

6.3.2.2 50 Meter Rifle Target

10 Ring	10.4 mm	(±0.1 mm)	5 Ring	90.4 mm	(±0.5 mm)
9 Ring	26.4 mm	(±0.1 mm)	4 Ring	106.4 mm	(±0.5 mm)
8 Ring	42.4 mm	(±0.2 mm)	3 Ring	122.4 mm	(±0.5 mm)
7 Ring	58.4 mm	(±0.5 mm)	2 Ring	138.4 mm	(±0.5 mm)
6 Ring	74.4 mm	(±0.5 mm)	1 Ring	154.4 mm	(±0.5 mm)

Inner Ten = 5 mm (±0.1 mm).

Black from part of 3 to 10 rings = 112.4 mm (±0.5 mm).


Ring Thickness: 0.2 mm to 0.3 mm.

Minimum visible size of target card: 250 mm x 250 mm.

Scoring ring values 1 – 8 are printed in the scoring zones in vertical and horizontal lines, at right angles to each other.

The 9 and 10 point zones are not marked with a number.

Insert targets (200 mm x 200 mm) may be used.



50 Meter Rifle Target



**USA
6.3.2.2A**

50 Meter Multiple Bull's-eye Rifle Target

10 Ring	10.4mm	(±0.1mm)	5 Ring	90.4mm	(±0.5mm)
9 Ring	26.4mm	(±0.2mm)	4 Ring	106.4mm	(±0.5mm)
8 Ring	42.4mm	(±0.2mm)	3 Ring	122.4mm	(±0.5mm)
7 Ring	58.4mm	(±0.5mm)	2 Ring	138.4mm	(±0.5mm)
6 Ring	74.4mm	(±0.5mm)	1 Ring	154.4mm	(±0.5mm)

Inner Ten = 5mm (±0.1mm).

Diameter of the black bull's-eye: 112.4mm (±0.5mm).

Ring Thickness: 0.2mm to 0.3mm.

Minimum visible size of the target card 356 mm x 610 mm
(14 x 24 inches).

Each target card will have six bull's-eyes printed in pairs, equally spaced within the border from top to bottom on the target card.

Scoring ring values 1 - 8 are printed in the scoring zones in vertical and horizontal planes, at right angles to each other.

The top two bull's-eyes are the sighting bull's-eyes.

A horizontal line is printed midway between the sighting bull's-eyes and the top record bull's-eyes to define the sighting area.



**USA
6.3.2.2B**

**50 Yard Multiple Bull's-eye Rifle Target
(50m Rifle Target Reduced to 50 Yards)**

10 Ring	9.03mm	(±0.1mm)	5 Ring	82.18mm	(±0.5mm)
9 Ring	23.66mm	(±0.2mm)	4 Ring	96.81mm	(±0.5mm)
8 Ring	38.29mm	(±0.2mm)	3 Ring	111.44mm	(±0.5mm)
7 Ring	52.92mm	(+0.5mm)	2 Ring	126.07mm	(+0.5mm)
6 Ring	67.55mm	(+0.5mm)	1 Ring	140.70mm	(+0.5mm)

Inner Ten = 4.09mm (±0.1mm).

Diameter of the black: 102.78mm (±0.5mm).

Ring Thickness: 0.2mm to 0.3mm.

Minimum visible size of the target card 356mm x 610mm
(14 x 24 inches).

Each target card will have six bull's-eyes printed in pairs, equally spaced within the border from top to bottom on the target card.

Scoring ring values 1 - 8 are printed in the scoring zones in vertical and horizontal planes, at right angles to each other.

The top two bull's-eyes are the sighting bull's-eyes.

A horizontal line is printed midway between the sighting bull's-eyes and the top record bull's-eyes to define the sighting area.



**USA
6.3.2.2C**

**50 Foot Multiple Bull's-eye Rifle Target
(50m Rifle Target Reduced to 50 Feet)**

USA Shooting 50-Foot Target

10 Ring	0.76mm	(±0.1mm)	6 Ring	18.75mm	(±0.1mm)
9 Ring	4.12mm	(±0.1mm)	5 Ring	23.63mm	(±0.1mm)
8 Ring	9.00mm	(±0.1mm)	4 Ring	28.50mm	(±0.1mm)
7 Ring	13.87mm	(±0.1mm)	3 Ring	33.38mm	(±0.1mm)

Diameter of the black: 33.38mm.

Rings 3 to 10 are black.

Rings 1 and 2 are not printed on the target in order to promote clarity.

Ring Thickness: 0.2mm to 0.3mm.

Minimum visible size of the target card 267mm x 305mm
(10 1/2 x 12 in).

Each target card will have 12 bull's-eyes. 10 record bull's-eyes are printed around the perimeter of the target card with two sighting bull's-eyes in the center.

Scoring ring values 3 - 8 are printed in the scoring zones on the sighting bull's-eyes only. A guard ring is printed around the sighting bull's-eyes 10mm (±0.5mm) from the outer scoring rings to define the sighting area.

All bullet holes are scored according to the highest value of the target scoring zone or ring that is touched by that bullet hole. *Any shot outside the 3 ring must be scored as a zero as there are no scoring rings 1 or 2.*

The Outward Scoring Gauge:

The outward scoring gauge should be used to score rings 6-10 on this target. An outward gauge measures against a scoring ring that has not been disturbed by a bullet hole. If the outside edge of the gauge is outside of the outside edge of the scoring ring you are using as your reference, score lower value; if the outside edge of the gauge is tangent to the outer edge of the scoring ring you are using as your reference or closer to the center, score the higher value.

The Inward Scoring Gauge:

An inward scoring gauge is used for scoring values lower than 6 and inner 10's if needed. It can be used to score all shots if no outward gauge is available. The inward scoring gauge must touch the scoring ring you are using for your reference to receive the higher value (except the 10-ring).

Ten Ring (dot) Scoring: Using an inward gauge, the 10-ring (dot) must



be totally covered by the inward gauge to score a '10'. If any of the 10-ring (dot) is visible with the inward gauge inserted; the shot value is '9'.

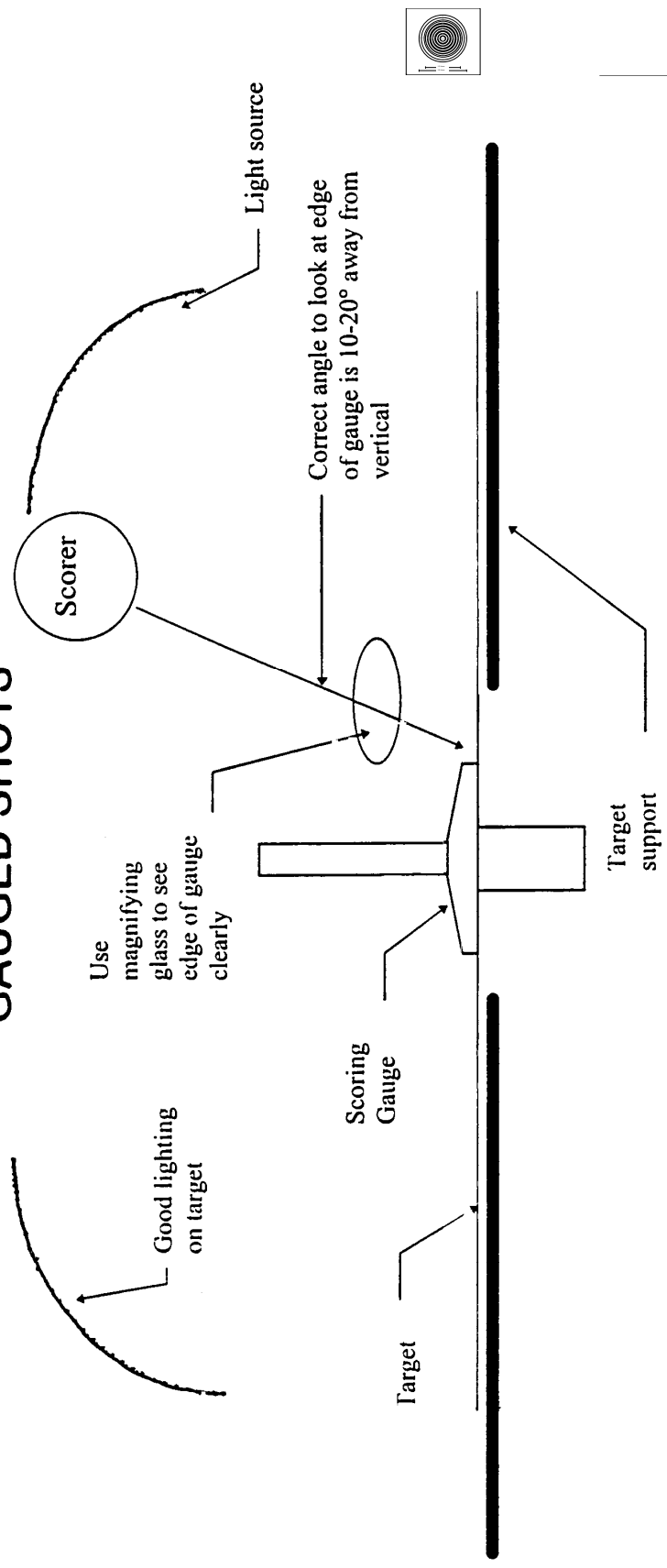
See the 'Inward Scoring Gauges' graphic on the following page.

Inner Ten Scoring: The inward scoring gauge must be used to determine inner 10's. Any shot hole where the inner gauge covers the 10-ring (dot) and does not exceed the outside edge of the 8-ring is scored as an inner 10. It is not necessary to score inner tens except if needed for tie-breaking.

A shot hole may be plugged twice, only if knowledge of inner ten's is needed for tie-breaking. Follow all tie-breaking rules in order. If a shot is plugged twice, be very careful inserting the scoring gauge, as the shot hole diameter may have been changed by the first plugging.

Shots may not be plugged more than once for any other reason.

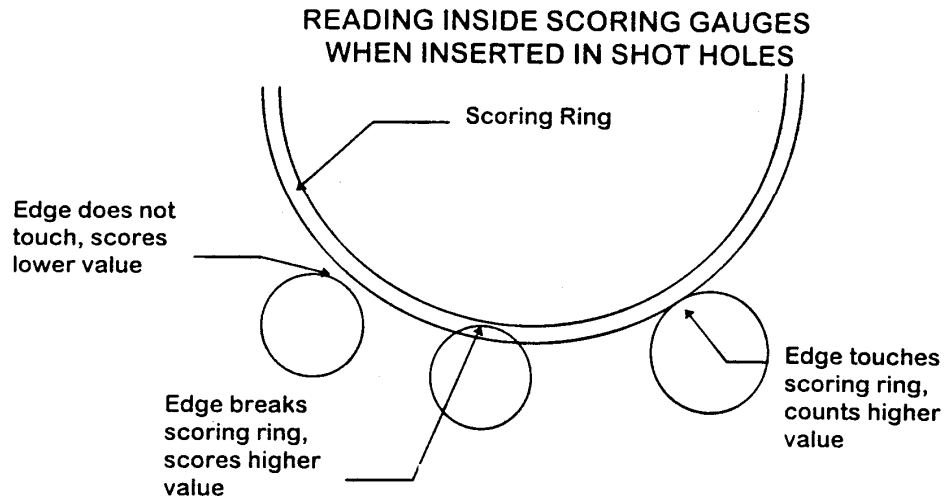
CORRECT METHOD OF SCORING GAUGED SHOTS



Applying the correct method of scoring with a scoring gauge includes 1) placing the target horizontally on a support, 2) having the target well-lit, 3) looking at the edge of the gauge from a slight angle and 4) using a magnifying glass whenever necessary.



INWARD SCORING GAUGES



If you can see even a faint black gap between the edge of the scoring gauge and the outside edge of the white scoring ring, the shot receives the lower value. If you cannot see a "gap" and the gauge "touches" the outside edge of the scoring ring, the shot receives the higher value.

A shot that touches is "IN"
A shot that does not touch is "OUT"

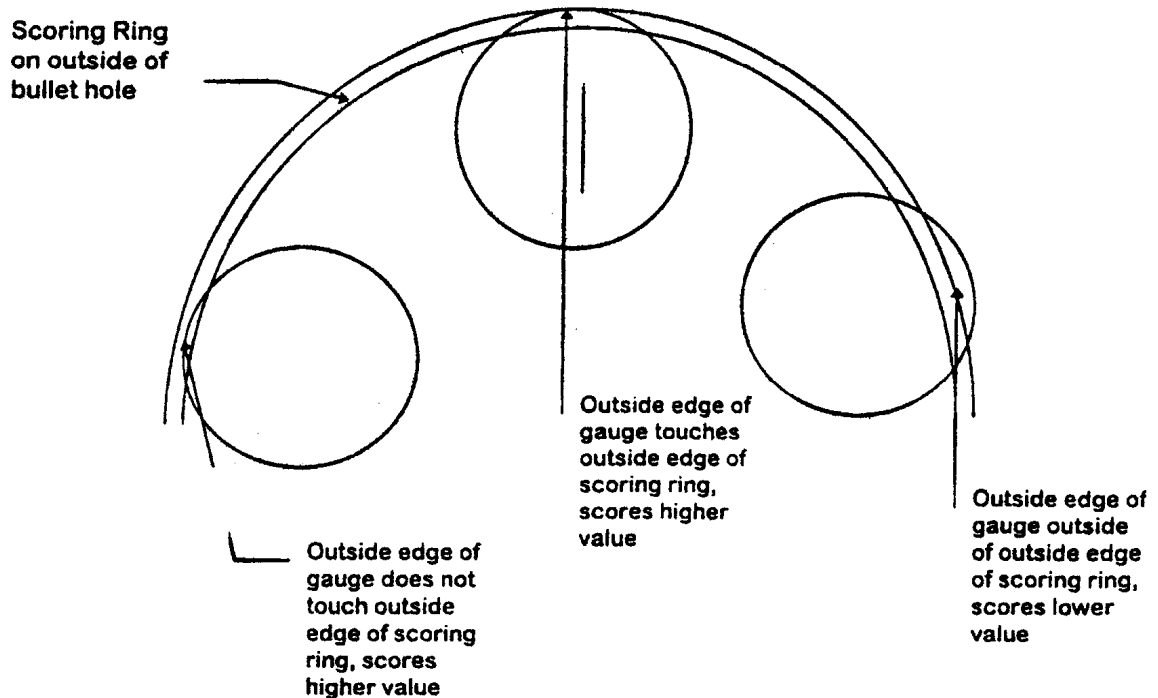


OUTWARD SCORING GAUGES READING OUTSIDE SCORING GAUGES WHEN INSERTED IN SHOT HOLES

If you can see white between the outside edge of the scoring gauge and the outside edge of the outer white scoring ring, the shot receives the higher value. Even if you cannot see white, but can see that the outside edge of the gauge just “touches” or is tangent to the outside edge of the scoring ring, the shot receives the higher value. If any part of the outside edge of the scoring gauge lies outside of the outside edge of the scoring ring, the shot receives the lower value.

If the outside gauge does not touch or just touches the outside of the ring, the shot is “IN”

If any part the outside gauge lies outside of the ring, the shot is “OUT”





6.3.2.3 10 Meter Air Rifle Target

10 Ring	0.5 mm	(±0.1 mm)	5 Ring	25.5 mm	(±0.1 mm)
9 Ring	5.5 mm	(±0.1 mm)	4 Ring	30.5 mm	(±0.1 mm)
8 Ring	10.5 mm	(±0.1 mm)	3 Ring	35.5 mm	(±0.1 mm)
7 Ring	15.5 mm	(±0.1 mm)	2 Ring	40.5 mm	(±0.1 mm)
6 Ring	20.5 mm	(±0.1 mm)	1 Ring	45.5 mm	(±0.1 mm)

Inner Ten: When the 10 Ring (dot) has been shot out completely as determined by the use of an Air Pistol OUTWARD scoring gauge.

Black from 4 to 9 rings = 30.5 mm (±0.1 mm).

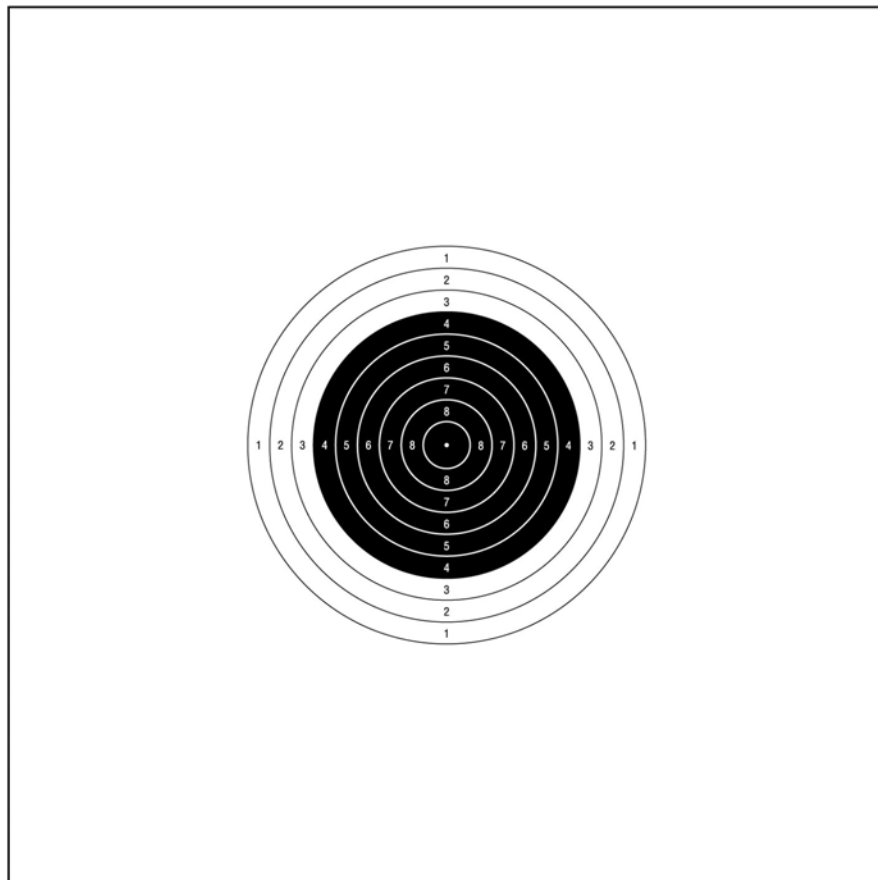
The ten ring is a white dot = 0.5 mm (±0.1 mm).

Ring thickness: 0.1 mm to 0.2 mm.

Minimum visible size of target card: 80 mm x 80 mm.

Scoring ring values 1 – 8 are printed in the scoring zones in vertical and horizontal lines, at right angles to each other. The 9 point zone is not marked with a number. The 10 is a white dot.

Background cards 170 mm x 170 mm, similar in color to the target material should be provided to improve the visibility of the target.



10 Meter Air Rifle Target



**USA
6.3.2.3
A**

10 Meter Multiple Bull's-eye Air Rifle Target

10 Ring	0.5mm	(±0.1mm)	5 Ring	25.5mm	(±0.1mm)
9 Ring	5.5mm	(±0.1mm)	4 Ring	30.5mm	(±0.1mm)
8 Ring	10.5mm	(±0.1mm)	3 Ring	35.5mm	(±0.1mm)
7 Ring	15.5mm	(±0.1mm)	2 Ring	40.5mm	(±0.1mm)
6 Ring	20.5mm	(±0.1mm)	1 Ring	45.5mm	(±0.1mm)

Inner Ten = When the 10 ring (dot) has been shot out completely as determined by the use of an Air Rifle inward scoring gauge.

Diameter of the black: from 4 - 9 rings = 30.5mm.

Ring Thickness: 01.mm to 0.2mm.

Minimum visible size of the target card 267mm x 305mm (10 1/2 x 12 in).

Each target card will have 12 bull's-eyes. 10 record bull's-eyes are printed around the perimeter of the target card with two sighting bull's-eyes in the center.

Scoring ring values 1 - 8 are printed in the scoring zones in vertical and horizontal planes, at right angles to each other.

A guard ring is printed around the sighting bull's-eyes 10mm (±0.5mm) from the outer scoring rings to define the sighting area.



6.3.2.4 25 Meter Rapid Fire Pistol Target

(for the 25 m Rapid Fire Pistol event and the Rapid Fire stages of the 25 m Center Fire and 25 m Pistol events):

10 ring	100 mm	(± 0.4 mm)	7 ring	340 mm	(± 1.0 mm)
9 ring	180 mm	(± 0.6 mm)	6 ring	420 mm	(± 2.0 mm)
8 ring	260 mm	(± 1.0 mm)	5 ring	500 mm	(± 2.0 mm)

Inner Ten: 50 mm (± 0.2 mm).

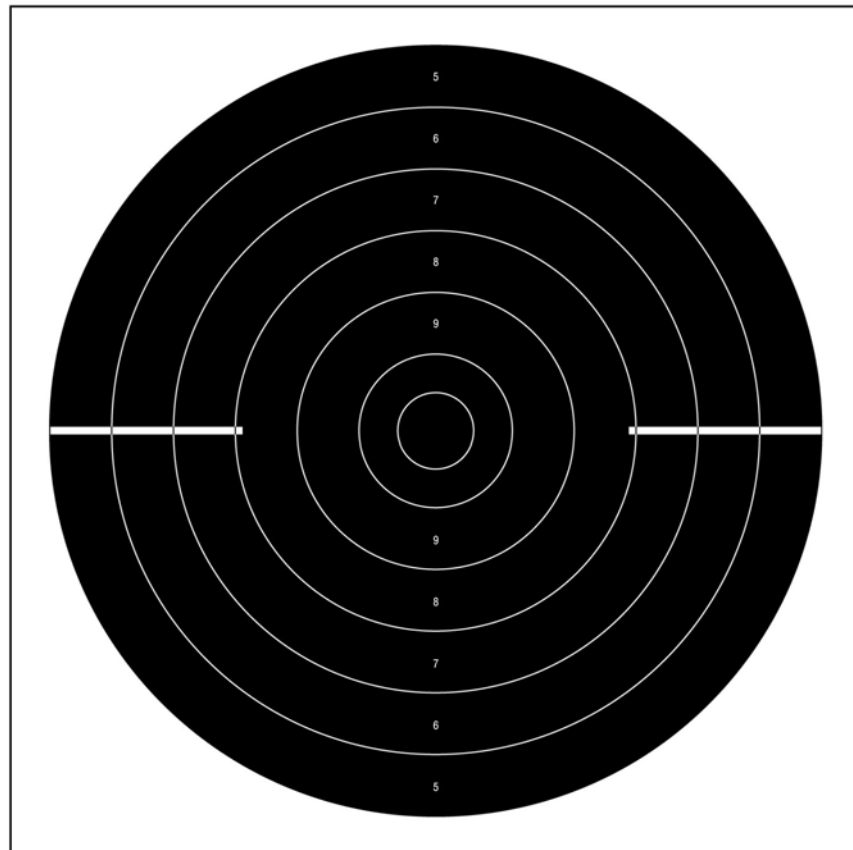
Black from 5 to 10 rings = 500 mm (± 2.0 mm).

Ring thickness: 0.5 mm to 1.0 mm.

Minimum visible size of target card: width: 550 mm;

height: 520 mm – 550 mm.

Scoring ring values 5 – 9 are printed in the scoring zones, in vertical lines only. The 10 point zone is not marked with a number. The zone numbers must be approximately 5 mm high and 0.5 mm thick. White horizontal aiming lines replace the ring values at the left and the right side of the target center. Each of the lines is 125 mm long and 5 mm wide.



25 Meter Rapid Fire Pistol Target



**USA
6.3.2.4A**

25 Yard Rapid Fire Pistol Target

25 meter rapid fire pistol target reduced for 25 yards (for the Rapid Fire Pistol event and the Rapid Fire stage of the Center Fire and Sport Pistol events)

10 Ring	90.96mm	(±0.4mm)	7 Ring	310.41mm	(±1.0mm)
9 Ring	164.11mm	(±0.6mm)	6 Ring	383.57mm	(±1.0mm)
8 Ring	237.26mm	(±1.0mm)	5 Ring	456.72mm	(±1.0mm)

Inner Ten = 45.24mm (±0.2mm).

Black from 5 to 10 rings = 456.72mm.

Ring Thickness: 0.5mm to 1.0mm.

Minimum visible size of target card: 503mm x 503mm (19.8 x 19.8 inches).

Scoring ring values 5 - 9 are printed in the scoring zones, in vertical lines only. The 10 point zone is not marked with a number. The zone numbers shall be approximately 10mm high and 1mm thick (see Figure 4). White horizontal aiming lines replace the ring values at the left and the right side of the target center. Each of the lines is 114.18 mm long and 4.57 mm wide (see Figure 4).

**USA
6.3.2.4B**

50 Foot Rapid Fire Pistol Target

25 meter rapid fire pistol target reduced for 50 foot (for the Rapid Fire Pistol event and the Rapid Fire stage of the Center Fire and Sport Pistol events):

10 Ring	58.75mm	(±0.2mm)	7 Ring	205.06mm	(±0.5mm)
9 Ring	107.52mm	(±0.2mm)	6 Ring	253.83mm	(±0.5mm)
8 Ring	156.29mm	(±0.5mm)	5 Ring	302.59mm	(±0.5mm)

Inner Ten = 28.27mm (±0.2mm).

Black from 5 to 10 rings = 302.59mm.

Ring Thickness: 0.5mm to 1.0mm.

Minimum visible size of target card: 335mm x 335mm (13.2 x 13.2 inches).

Scoring ring values 5 - 9 are printed in the scoring zones, in vertical lines only. The 10 point zone is not marked with a number. The zone numbers shall be approximately 6mm high and 0.5mm thick (see Figure 4). White horizontal aiming lines replace the ring values at the left and the right side of the target center. Each of the lines is 75.65 mm long and 3.03 mm wide (see Figure 4).



6.3.2.5 25 Meter Precision and 50 Meter Pistol Target

(for the 50 m Pistol and 25 m Standard Pistol events and the precision stage of the 25 m Center Fire and the 25 m Pistol events)

10 ring	50 mm	(±0.2 mm)	5 ring	300 mm	(±1.0 mm)
9 ring	100 mm	(±0.4 mm)	4 ring	350 mm	(±1.0 mm)
8 ring	150 mm	(±0.5 mm)	3 ring	400 mm	(±2.0 mm)
7 ring	200 mm	(±1.0 mm)	2 ring	450 mm	(±2.0 mm)
6 ring	250 mm	(±1.0 mm)	1 ring	500 mm	(±2.0 mm)

Inner ten: 25 mm (±0.2 mm).

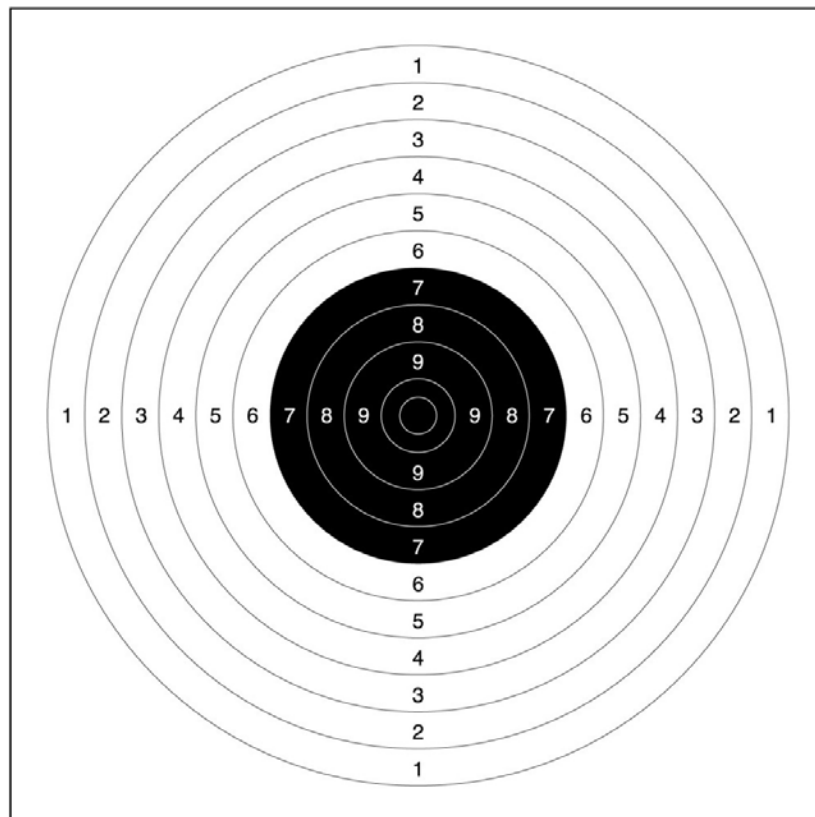
Black from 7 to 10 rings = 200 mm (±1.0 mm).

Ring thickness: 0.2 mm to 0.5 mm.

Minimum visible size of target card: width: 550 mm

height: 520 mm - 550 mm.

Scoring ring values 1 – 9 are printed in the scoring zones, in vertical and horizontal lines, at right angles to each other. The 10 point zone is not marked with a number. The zone numbers must be approximately 10 mm high, 1 mm thick and must be read easily with normal spotting telescopes at the appropriate distance.



25 Meter Precision and 50 Meter Pistol Target



USA
6.3.2.5
A

50 Yard Precision Pistol Target

25m and 50m precision pistol target reduced for 25 yards and 50 yards (for the 50 yard Free Pistol and 25 yard Standard Pistol events and the precision stage of Center fire and the Sport Pistol events).

10 Ring	45.24mm	(±0.2mm)	5 Ring	273.84mm	(±1.0mm)
9 Ring	90.96mm	(±0.4mm)	4 Ring	319.56mm	(±1.0mm)
8 Ring	136.68mm	(±0.6mm)	3 Ring	365.28mm	(±1.0mm)
7 Ring	182.40mm	(±1.0mm)	2 Ring	411.00mm	(±1.0mm)
6 Ring	228.12mm	(±1.0mm)	1 Ring	456.72mm	(±1.0mm)

Inner Ten = 22.38(±0.2mm).

Black from 7 to 10 rings = 182.4mm.

Ring Thickness: 0.2mm to 0.5mm.

Minimum visible size of target card: 503mm x 503mm
 (19.8 x 19.8 inches).

Scoring ring values 1 - 9 are printed in the scoring zones, in vertical and horizontal planes, at right angles to each other. The 10 point zone is not marked with a number. The zone numbers shall be approximately 10mm high, 1mm thick and shall be easily read with normal spotting telescopes at the appropriate distance.

USA
6.3.2.5B

25 Yard Precision Pistol Target

25m and 50m precision pistol target reduced for 25 yards (to be used for 25 yard Free Pistol events).

10 Ring	19.79mm	(±0.1mm)	5 Ring	134.09mm	(±0.3mm)
9 Ring	42.65mm	(±0.1mm)	4 Ring	156.95mm	(±0.3mm)
8 Ring	65.51mm	(±0.1mm)	3 Ring	179.81mm	(±0.3mm)
7 Ring	88.37mm	(±0.3mm)	2 Ring	202.67mm	(±0.3mm)
6 Ring	111.23mm	(±0.3mm)	1 Ring	225.53mm	(±0.3mm)

Inner Ten =8.36mm(±0.1mm).

Black: 88.37mm.

Ring Thickness: 0.1mm to 0.2mm.

Minimum visible size of target card: 305mm x 305mm
 (12 x 12 inches)

Scoring ring values 1 - 8 are printed in the scoring zones, in vertical and horizontal planes, at right angles to each other. The 9 and 10 point zones are not marked with numbers. The zone numbers shall be



approximately 4mm high, 0.2mm thick and shall be easily read with normal spotting telescopes at the appropriate distance.

**USA
6.3.2.5C**

50 Foot Precision Pistol Target

25m and 50m precision pistol target reduced for 50 foot (to be used for 50 foot Free Pistol events).

10 Ring	11.31mm	(±0.1mm)	5 Ring	87.51mm	(±0.3mm)
9 Ring	26.55mm	(±0.1mm)	4 Ring	102.75mm	(±0.3mm)
8 Ring	41.79mm	(±0.1mm)	3 Ring	117.99mm	(±0.3mm)
7 Ring	57.03mm	(±0.3mm)	2 Ring	133.23mm	(±0.3mm)
6 Ring	72.27mm	(±0.3mm)	1 Ring	148.47mm	(±0.3mm)

Inner ten = 3.69mm(±0.1mm)

Black: 57.03mm.

Ring Thickness: 0.1mm to 0.2mm.

Minimum visible size of target card: 203mm x 203mm

(8 x 8 inches).

Scoring ring values 1 - 8 are printed in the scoring zones, in vertical and horizontal planes, at right angles to each other. The 9 and 10 point zones are not marked with numbers. The zone numbers shall be approximately 3mm high, 0.1mm thick and shall be easily read with normal spotting telescopes at the appropriate distance.

**USA
6.3.2.5D**

50 Foot Sport Pistol Target

25m and 50m precision pistol target reduced for 50 foot (to be used for 50 foot Sport, Standard and Center Fire Pistol events).

10 Ring	28.27mm	(±0.1mm)	5 Ring	180.67mm	(±0.3mm)
9 Ring	58.75mm	(±0.1mm)	4 Ring	211.15mm	(±0.3mm)
8 Ring	89.23mm	(±0.1mm)	3 Ring	241.63mm	(±0.3mm)
7 Ring	119.71mm	(±0.3mm)	2 Ring	272.11mm	(±0.3mm)
6 Ring	150.19mm	(±0.3mm)	1 Ring	302.59mm	(±0.3mm)

Inner ten = 13.03mm (±0.1mm).

Black: 121.92mm.

Ring thickness: 0.1mm to 0.2mm.

Minimum visible size of target card: 330mm x 330mm

(13 x 13 inches).

Scoring ring values 1 - 9 are printed in the scoring zones, in vertical and horizontal planes, at right angles to each other. The 10 point zone is



not marked with a number. The zone numbers shall be approximately 4mm high, 0.2mm thick and shall be easily read with normal spotting telescopes at the appropriate distance.

6.3.2.6 10 Meter Air Pistol Target

10 ring	11.5 mm	(±0.1 mm)	5 ring	91.5 mm	(±0.5 mm)
9 ring	27.5 mm	(±0.1 mm)	4 ring	107.5 mm	(±0.5 mm)
8 ring	43.5 mm	(±0.2 mm)	3 ring	123.5 mm	(±0.5 mm)
7 ring	59.5 mm	(±0.5 mm)	2 ring	139.5 mm	(±0.5 mm)
6 ring	75.5 mm	(±0.5 mm)	1 ring	155.5 mm	(±0.5 mm)

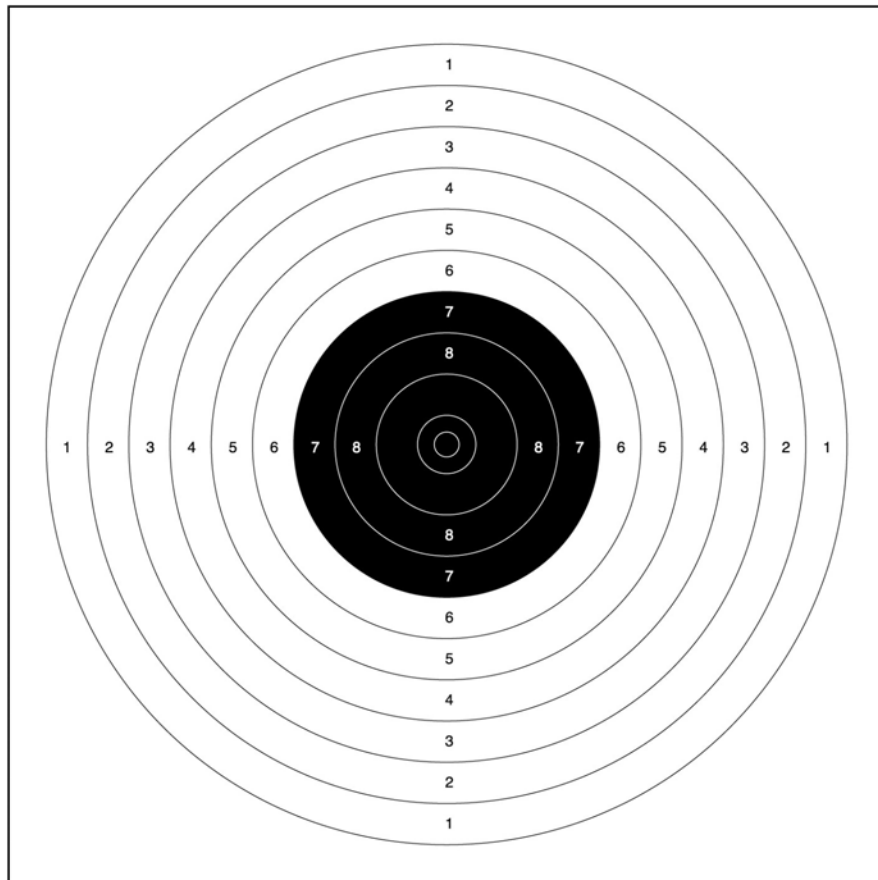
Inner ten: 5.0 mm (±0.1 mm).

Black from 7 to 10 rings = 59.5 mm (±0.5 mm).

Ring thickness: 0.1 mm to 0.2 mm.

Minimum visible size of target card: 170 mm x 170 mm.

The scoring ring values 1 to 8 are printed in the scoring zones in vertical and horizontal lines, at right angles to each other. The ten and the nine zones are not marked with a number. The zone numbers must not be more than 2 mm high.



10 Meter Air Pistol Target



6.3.2.7 Running Target

6.3.2.7.1 50 Meter Running Target

The 50 m Running Target depicts a running wild boar with scoring rings printed on the shoulder of the animal. Targets must be printed in one color only. The Running Target is printed to show the animal running in left and right directions. The animal must be printed on a rectangular-shaped target paper. Trimming the frame to the shape of the animal is not permitted (see Figure A).

10 ring	60 mm	(±0.2 mm)	5 ring	230 mm	(±1.0 mm)
9 ring	94 mm	(±0.4 mm)	4 ring	264 mm	(±1.0 mm)
8 ring	128 mm	(±0.6 mm)	3 ring	298 mm	(±1.0 mm)
7 ring	162 mm	(±0.8 mm)	2 ring	332 mm	(±1.0 mm)
6 ring	196 mm	(±1.0 mm)	1 ring	366 mm	(±1.0 mm)

Inner ten: 30 mm (±0.2 mm).

Ring thickness: 0.5 mm to 1.0 mm.


The center of the 10 ring must be 500 mm from the tip of the nose of the boar measured on a horizontal line.

Scoring ring values 1 to 9 must be printed clearly in the appropriate scoring zones in diagonal lines at right angles to each other.


Repair centers (C) or half targets (B) may be used. The repair centers or half targets must be correctly placed on the full target.



A



B



C

50 Meter Running Target



6.3.2.7.2 10 Meter Running Target

The 10 m Running Target is a single card with two scoring zones each with rings 1 to 10 on the two sides and a single aiming mark in the center.

10 ring	5.5 mm	(±0.1 mm)	5 ring	30.5 mm	(±0.1 mm)
9 ring	10.5 mm	(±0.1 mm)	4 ring	35.5 mm	(±0.1 mm)
8 ring	15.5 mm	(±0.1 mm)	3 ring	40.5 mm	(±0.1 mm)
7 ring	20.5 mm	(±0.1 mm)	2 ring	45.5 mm	(±0.1 mm)
6 ring	25.5 mm	(±0.1 mm)	1 ring	50.5 mm	(±0.1 mm)

Inner ten is white: 0.5 mm (±0.1 mm), gauged in the same way as rings 3 – 10.

Black from 5 to 10 rings = 30.5 mm (±0.1 mm).

Ring thickness: 0.1 mm to 0.2 mm.

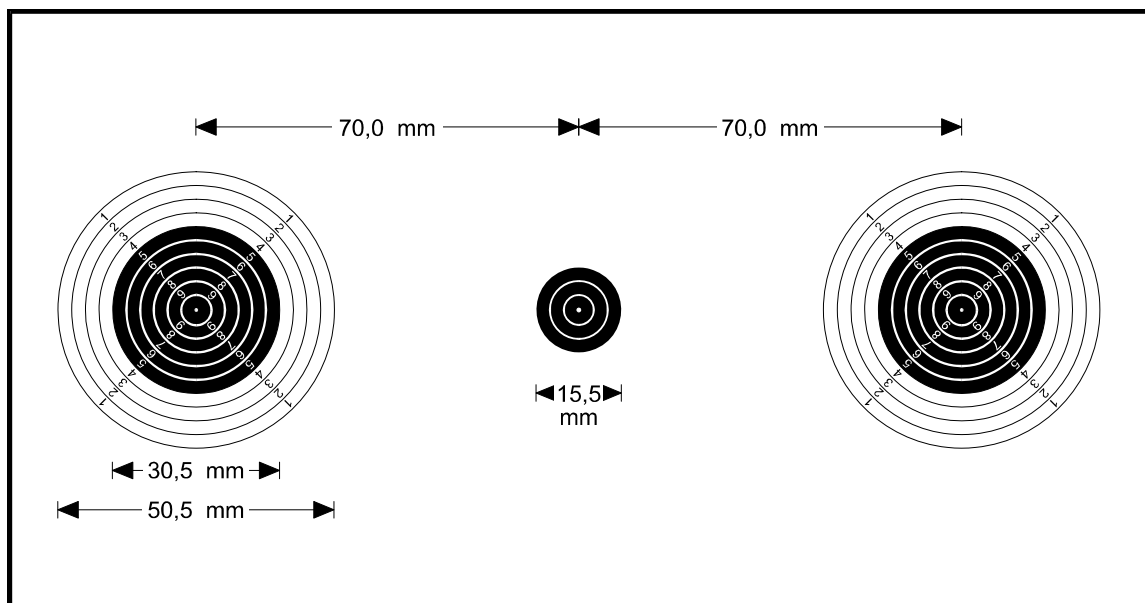
Recommended size of target card: 260 mm x 150 mm (minimum 260 mm x 140 mm).

The center of the 10 ring must be 70 mm (+/-0.2 mm) from the center of the aiming mark measured on a horizontal line.

Scoring ring values 1 to 9 must be printed clearly in the appropriate scoring zones in diagonal lines at right angles to each other.

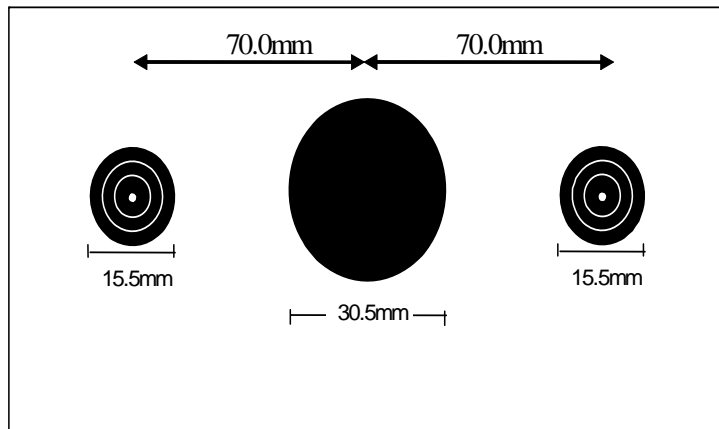
The aiming mark is black with an outside diameter of 15.5 mm and must include white rings of the size of the 10 (5.5 mm) and 9 (10.5 mm) rings and a white central dot (0.5 mm).

6.3.2.7.2.1 10 Meter Running Target Paper Target





6.3.2.7.2.2 10 Meter Running Target Electronic Target



The 30.5 mm diameter is a hole.

6.3.2.8 Gauges for paper targets

For scoring doubtful shot holes, plug gauges of the following dimensions must be used:

USA 6.3.2.8A

Courses of fire that require multiple shots on a bull's-eye will occasionally have groups of three or more shots that contain more holes than can be seen. When that happens and there is no evidence that missing shots went elsewhere, the shooter will be given the benefit of the doubt and credited with the missing shots. If the missing shots could be in either of two scoring rings, the shooter will be credited with the higher value.

USA 6.3.2.8B

In USA Shooting sanctioned competitions, shots that have been plugged will be marked with a plus (+) and the score if the shot is scored as the higher value, and a minus (-) and the score if the shot is scored as the lower value. Both scorers will mark and initial the plugged shot and if a third opinion is required, that person will also mark and initial the shot.

6.3.2.8.1 25 m Center Fire Pistol

Measuring edge diameter:	9.65 mm (+0.05/ -0.00 mm)
Edge thickness:	0.50 mm approximately
Spindle diameter:	According to the caliber being used
Spindle length:	10 mm to 15 mm
To be used for:	Center Fire Pistol Events

6.3.2.8.2 300 m Rifle

Measuring edge diameter:	8.00 mm (+ 0.05/- 0.00 mm)
Edge thickness:	0.50 mm approximately
Spindle diameter:	According to the caliber being used
Spindle length:	10 mm to 15 mm
To be used for:	300 m Rifle events



6.3.2.8.3 Small bore Rifle and Pistol 5.6 mm (.22")

Measuring edge diameter:	5.60 mm (+0.05/ -0.00 mm)
Edge thickness:	0.50 mm approximately
Spindle diameter:	5.00 mm (+0.05 mm)
Spindle length:	10 mm to 15 mm
To be used for:	All events using 5.6 mm ammunition
USA 50 Foot Rifle Target Outward Scoring Gauge	
6.7.15.3A	
Measuring edge diameter:	9.03 mm (+0.05/-0.00mm)
Edge thickness:	0.50 approximately
Spindle diameter:	5.25 mm to 5.30 mm
Spindle length:	10 mm to 15 mm
May be used for scoring the 50 Fott Rifle Target rings 6 thru 10	



6.3.2.8.4 4.5 mm INWARD Gauges

Measuring edge diameter:	4.50 mm (+ 0.05/-0.00 mm)
Edge thickness:	0.50 mm approximately
Spindle diameter:	Measuring edge diameter minus 0.02 mm (4.48 mm)
Spindle length:	10 mm to 15 mm
To be used for:	Measuring the 1 and 2 rings of Air Rifle and 10 m Running Targets. Measuring the 1 Ring of Air Pistol Targets.

6.3.2.8.4.1 Use of the Air Pistol OUTWARD scoring gauge for scoring Air Rifle Inner tens

	<p>If the measuring edge of an Air Pistol Outward scoring gauge does not go outside the 7 ring of an air rifle target then the shot value is an inner ten.</p>
--	--

6.3.2.8.4.2 Use of the Air Pistol INNER TEN OUTWARD scoring gauge for scoring Air Pistol Inner tens

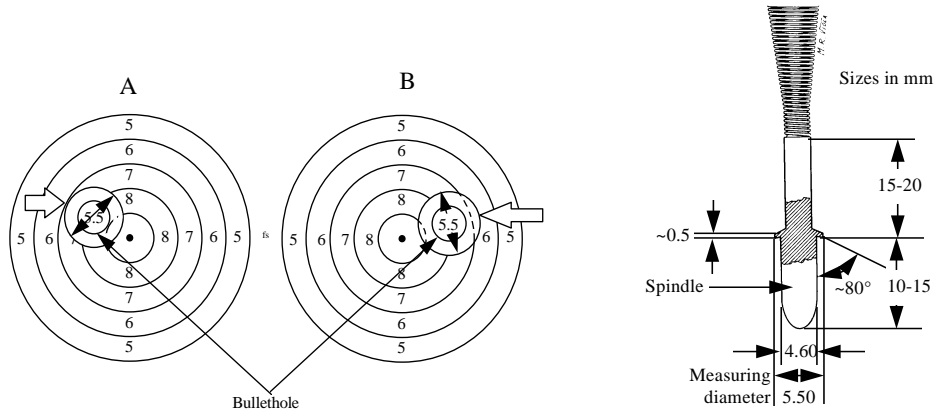
Measuring edge diameter:	18.0 mm (+0.00/ -0.05 mm)
Edge thickness:	0.50 mm approximately
Spindle diameter:	4.60 mm (+0.05 mm)
Spindle length:	10 mm to 15 mm
To be used for:	Measuring the inner tens of Air Pistol
	<p>If the measuring edge of an Air Pistol Inner Ten Outward scoring gauge does not go outside the 9 ring of an air pistol target then the shot value is an inner ten.</p>

6.3.2.8.5 4.5 mm OUTWARD Gauge for 10 m Air Rifle and 10 m Running Target

Measuring edge diameter:	5.50 mm (+0.00/ -0.05 mm)
Edge thickness:	0.50 mm approximately
Spindle diameter:	4.60 mm (+0.05 mm)
Spindle length:	10 mm to 15 mm
To be used for:	10 m Air Rifle and 10 m Running Target, rings 3 to 10. Also the Running Target Inner Ten.



6.3.2.8.5.1 Use of the Air Rifle OUTWARD scoring gauge



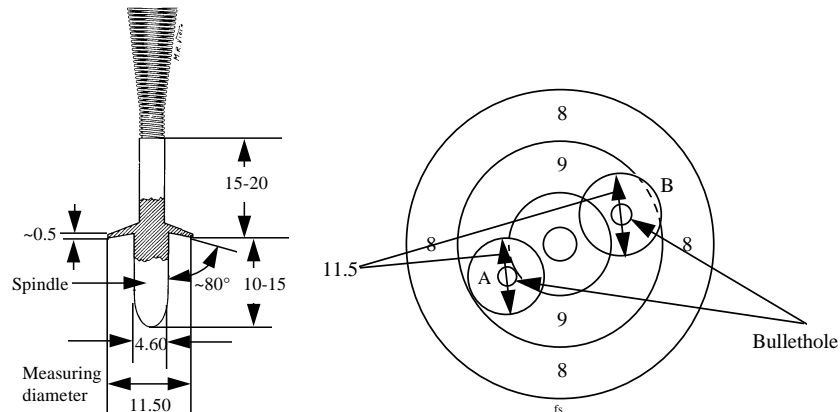
The “A” illustration depicts a doubtful shot hole. The outward scoring gauge shows the outside edge of the flange lying within the 7 ring; therefore the shot is scored a 9.

6.3.2.8.6 4.5 mm OUTWARD Gauge for 10 m Air Pistol

Measuring edge diameter:	11.50 mm (+0.00/ -0.05 mm)
Edge thickness:	0.50 mm approximately
Spindle diameter:	4.60 mm (+0.05 mm)
Spindle length:	10 mm to 15 mm
To be used for:	10 m Air Pistol, rings 2 to 10.

The “B” illustration depicts a doubtful shot hole. The outward scoring gauge shows the outside edge of the flange lying over the 7 ring and into the 6 zone; therefore the shot is an 8.

6.3.2.8.6.1 Air Pistol OUTWARD scoring gauge



The “A” illustration depicts a doubtful shot hole with the outward scoring gauge in place. The outside edge of the flange is within the 9 ring; therefore the shot is scored a 10.

The “B” illustration depicts a doubtful shot hole with the outward scoring gauge in place. The outside edge of the flange is lying over the 9 ring line and into the 8 zone; therefore the shot is scored a 9.

6.3.2.8.7 Skid Gauge



The Skid Gauge is of flat, transparent plastic with two parallel lines marked on one side.

6.3.2.8.7.1 For 25 m Center Fire Pistol (9.65 mm) the lines are 11.00 mm (+0.05 mm-0.00 mm) apart measured between the inside edges.

6.3.2.8.7.2 For Small Bore Competitions (5.6 mm) the lines are 7.00 mm (+0.05 mm – 0.00 mm) apart measured between the inside edges. (To be used for 25 m 5.6 mm pistol events).

6.3.2.8.8 All gauges and instruments that are used at ISSF supervised Competitions / Championships must be examined and approved by the ISSF Technical Delegate prior to the competition.

6.3.2.9 Clay Targets (for shotgun events)

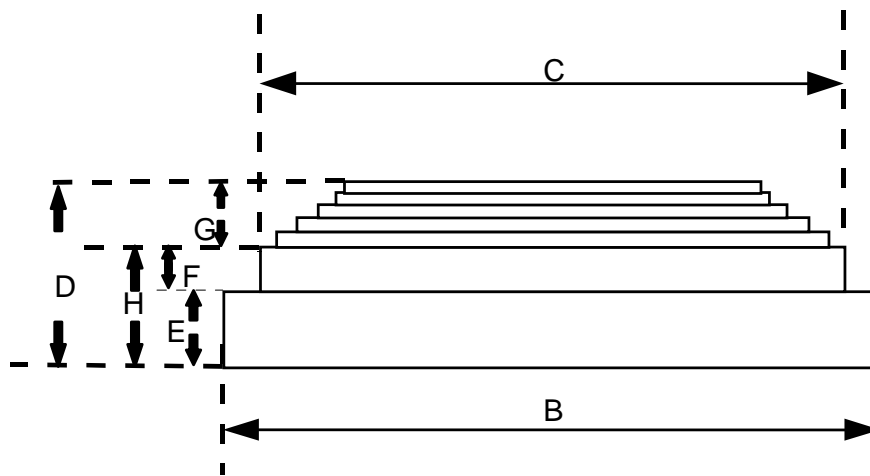
Diameter:	110 mm (± 1 mm).
Height:	25 mm to 26 mm.
Weight:	105 g (± 5 g).

The color of the targets may be all black, all white, all yellow, all orange; or the full dome may be painted white, yellow, or orange; or a ring may be painted around the dome in white, yellow or orange.

The color of the clay target must be specified in all programs for ISSF supervised Competitions / Championships. The color of a target must be clearly visible against the background of the range under all normal light conditions. The same color targets must be used for training.



6.3.2.9.1 General Specifications for Clay Targets



A-Weight	105 g \pm 5 g	E-Base Height	11 mm \pm 1 mm
B-Base \varnothing	110 mm \pm 1 mm	F-Rotating Ring Height	7 mm \pm 1 mm
C-Rotating Ring \varnothing	95 mm – 98 mm	G-Dome Height*	8 mm \pm 1 mm
D-Total Height	25 mm – 26 mm	H-Base & Ring Height	18 mm \pm 1 mm

“G” The actual shape of the target dome is to be engineered to provide the best aerodynamics design and flight stability.

“Breakability” – targets must be capable of withstanding the force of the trap to be thrown to a distance of 80 m and to be breakable easily with normal ISSF Skeet and Trap load cartridges within legal shooting distances.

6.3.2.9.2 “Flash” targets

6.3.2.9.3 In Finals events and Shoot-offs required after the Finals “Flash” targets containing red powder of non toxic material must be used.

6.3.2.9.4 In Qualifications and Shoot-offs before the Finals “Flash” targets containing green powder of non toxic material may be used.

6.3.2.9.5 In all cases where “Flash” targets are used, all the rules governing the use of such targets must apply.

6.3.3 Paper Sighting Targets

Sighting targets must be marked clearly with a black diagonal stripe in the upper right hand corner of the target. The stripe must be clearly visible to the naked eye at the appropriate distance under normal light conditions (except for the 25 m Rapid Fire Pistol Target and the 50 m Running Target).

6.3.4 Backing Targets, Backing Cards, Control Sheets

6.3.4.1 Backing Targets for 50 m and 300 m ranges

For locating cross shots Backing Targets if possible 0.5 m – 1 m behind the targets must be used. The exact distance between the target and the backing target should be measured and recorded. As far as possible, this distance should be the same on all targets.



6.3.4.2 Backing Targets for 25 m Ranges

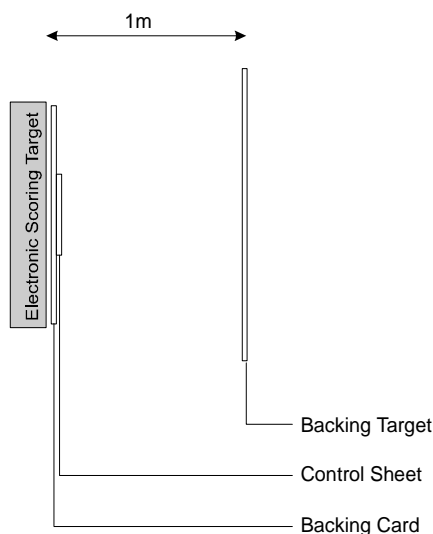
6.3.4.2.1 At ISSF supervised Competitions / Championships Backing Targets must be used for all 25 m Pistol events to assist in the identification of shots which may have missed the targets.

6.3.4.2.2 Backing Targets must, as a minimum, cover the entire width and height of the 25 m frames (5 targets). They should be located a uniform distance of one (1) meter behind the competition targets. They must be continuous, or on adjoining frames, without any spaces between them, to register any shots between competition targets.

6.3.4.2.3 Backing Targets must be made of non-reflecting paper of a neutral color similar to the color of the target.

6.3.4.2.4 For 25 m events new Backing Targets must be provided for each shooter. In the Rapid Fire Stage 25 m Pistol, 25 m Center Fire Pistol and in the 25 m Standard Pistol Event they must be patched or changed after every five (5) shot series.

6.3.4.3 Control Sheets – Electronic Scoring Targets 25 m



6.3.4.3.1 The areas behind the aiming marks must be covered by Control Sheets which can be changed after every series of five shots in the Rapid Fire stages and after the sighting series and after each five shot series in the Precision stages. In the 25 m Rapid Fire Pistol Event, the control sheets must be patched or changed after each relay.

Event	Patched or changed after sighting series	patched or changed after every five (5) shot series	provided for each shooter for every stage
25 m Rapid Fire Pistol			X
25 m Pistol	X	X	X
25 m Center Fire Pistol	X	X	X
25 m Standard Pistol	X	X	X

6.3.4.3.2 **If the location of any shot hole is out of the area of the Control Sheet, the geometric relation between the shot holes on the Control**



Sheet and the Backing Card must be made before the Control Sheet is removed.

6.3.4.4 Backing Cards – Electronic Scoring Targets 10 m/50 m/300 m

A Backing Card must be affixed to the rear of the target which must be renewed and collected for each relay and in 50 m and 300m Rifle 3 Positions Men for each position unless a Control Sheet is used. (except at 10 m when a black paper strip is used).

6.3.5 Range Standards

6.3.5.1 General for all Disciplines

6.3.5.1.1 The ISSF Technical Delegate(s), in accordance with ISSF General Regulations, and in co-operation with the Match Director and range officials appointed by the Organizing Committee for the different disciplines, must inspect the shooting ranges and equipment for all ISSF supervised Competitions / Championships. They may approve small deviations from specifications in ISSF Rules which do not conflict with the intent and spirit of ISSF Regulations and Rules, except that no deviations in shooting distances and target specifications are allowed. Participating countries or federations must be notified of all approved deviations prior to the closing date for entries in the competition.

6.3.5.1.2 New **outdoor ranges** should be constructed in such a way that the sun is behind the shooter as much as possible during the competition day. Care must be exercised that there are no shadows on the targets.

6.3.6 Common Standards for 300 m, 50 m, 25 m and 10 m Rifle and Pistol Ranges

USA
6.3.6A **And 300 Yard, 200 Yard, 100 Yard, 50 Yard, 25 Yard, 50 Foot and 5 Meter Rifle and Pistol Ranges.**

6.3.6.1 Ranges must have a line of targets and a Firing Line. The firing line must be parallel to the line of targets.

6.3.6.2 The range may be surrounded by walls, if necessary, for safety reasons. Protection against the accidental exit of unaimed shots may also be provided by transverse baffle systems between the firing line and the line of targets.

6.3.6.3 The area used by shooters on rifle and pistol ranges must be protected from sun, wind and rain. This protection must be such that no obvious advantage is given to any firing point or part of the range.

USA
6.3.6.3A USA Shooting sanctioned competitions may be conducted on a range that does not provide complete protection from rain, sun & wind until such time as it is feasible to upgrade the range.

6.3.6.3.1 300 m ranges should have at least 290 m open to the sky.

6.3.6.3.2 50 m ranges should have at least 45 m open to the sky.

6.3.6.3.3 25 m ranges should have at least 12.5 m open to the sky.

6.3.6.3.3.1 50 m and 25 m ranges should, whenever possible, be outdoor ranges but may be exceptionally indoor or closed ranges if required by legal or climatic conditions.

6.3.6.3.4 10 m ranges must be installed indoors.



6.3.6.3.5 It is prohibited to put any substance on the floor of the Firing Point. It is prohibited to wipe the firing point without permission.

6.3.6.4 Competition area

6.3.6.4.1 Smoking on the range and in the spectator area is prohibited.

6.3.6.5 There must be sufficient space behind the firing points for the range officials and the Jury to perform their duties.

6.3.6.5.1 Space must be provided for **spectators**. This area must be separated from the area for shooters and officials by a suitable barrier located at least 5 m behind the firing line.

USA Spectator space is optional for USA Shooting sanctioned competitions.

6.3.6.5.1A

6.3.6.6 The use of mobile telephones, walkie-talkies, pagers or similar devices by competitors, coaches and team officials while within the competition area is prohibited. All mobile telephones etc. must be switched **OFF**.

6.3.6.6.1 Notices must be displayed to indicate to spectators that mobile phones must be switched **OFF** and **flash** photography is prohibited until all competition is completed.

6.3.6.7 Each range must be equipped with a large clock at each end of the hall that can be seen clearly by shooters and officials. The clocks must be synchronized to show the same time.

USA At least one clock is required on the range for USA Shooting sanctioned competitions.

6.3.6.7A

6.3.6.8 Target frames or mechanisms must be marked with numbers (starting from the left) corresponding to their firing point number. The numbers must be large enough to be seen easily under normal shooting conditions with normal vision at the appropriate distance. The numbers should be of alternating and contrasting colors (300 m must) and be clearly visible throughout the competition, whether the targets are exposed or concealed. On 25 m targets each group of five (5) targets must be numbered starting from the left.

6.3.6.9 Targets must be fixed in such a manner that they have no significant movement even in high winds.

6.3.6.10 Any target system may be used, provided it guarantees the necessary degree of safety, accurate control of timing, and efficient, accurate and rapid scoring, and changing of the targets.

6.3.6.11 If Register Keepers are used, a desk and chair must be located behind each firing point in such a way that shooters are not disturbed.

6.3.6.12 A communications system must be provided between the Range Officers at the firing line and any personnel behind the targets who are operating the target mechanisms or working in the pits.

6.3.6.13 If pits with individual markers for each target are used, there must be a signal system between the Register Keeper and the Marker.

6.3.7 Wind Flags for 300 m and 50 m Rifle and 50 m Pistol Ranges

6.3.7.1 Private wind indicators are prohibited.

6.3.7.1.1 Wind flags are not permitted for 50 m Running Target.



6.3.7.2 Rectangular wind flags, which indicate air movements on the range, should be made of cotton type or polyester material weighing approximately 150 g/m². They must be placed as close to the bullets' flight path as possible without interfering with the bullets' flight or the shooter's view of the target. The color of the wind flags must be in contrast to the background. Dual color or striped wind flags are permitted and recommended.

6.3.7.2.1 Wind Flags

Ranges	Distances	Size of Flag
50 m Ranges	10 m and 30 m	50 mm x 400 mm
300 m Ranges	50 m	50 mm x 400 mm
	100 m and 200 m	200 mm x 750 mm

6.3.7.3 On 50 m ranges (rifle and pistol), wind flags are to be placed at distances from the firing line, on the imaginary lines separating each firing point and its corresponding target from the adjacent points and targets. Flags must be placed on the shooter's side of any safety baffles.

USA
6.3.7.3A On 50 & 100 yard ranges the flags will be placed as on the 50 meter range plus a row of flags added at 60 yards for the 100 yard range.

6.3.7.3.1 If a 50 m range is also used as a 10 m enclosed range the 10 m wind flags must be placed far enough down range so that they give an indication of the wind.

6.3.7.4 On 300 m ranges, wind flags are to be placed at the above distances from the firing line on the imaginary lines separating every fourth (4th) firing point and its corresponding target from the next point and target. Flags must be placed on the shooter's side of any safety baffles.

USA
6.3.7.4A On 300 yard ranges wind flags will be placed as prescribed by rule 6.3.7.4.

USA
6.3.7.4B On 200 yard ranges wind flags measuring 200mm x 1500 mm are to be placed at distances of 50 yd, 100yd from the firing line on the imaginary lines separating every fourth (4th) firing point and its corresponding target from the next point and target. Flags must be placed on the shooters' side of any safety baffles or wind screens.

6.3.7.5 Shooters must check that the wind flags are not and will not be obscuring their targets. This check must be done before the preparation time starts.

6.3.8 Shooting Distances

6.3.8.1 Shooting distances must be measured from the firing line to the target face. If pit operated targets are used the distance must be measured to the face of the front target, which must always be the competition target.

6.3.8.2 Shooting distances must be as exact as possible, subject to the following allowable variations.

300 m range	+/- 1.00 m
50 m range	+/- 0.20 m
25 m range	+/- 0.10 m



10 m range		+/- 0.05 m
50 m running target range		+/- 0.20 m
10 m running target range		+/- 0.05 m
USA		
6.3.8.2A		
300 yard range		+/- 1.00 yd
200 yard range		+/- 24 in
100 yard range		+/- 12 in
50 yard range		+/- 6 in
25 yard range		+/- 3 in
50 foot range		+/- 2 in
5 meter range		+/- 0.03m

6.3.8.3 In combined 50 m rifle, pistol and running target ranges, the allowable variation can be increased to +2.50 m for running target. The opening must be accordingly adjusted.

6.3.8.4 The firing line must be clearly marked. The range distance must be measured from the target line to the edge of the firing line nearest to the shooter. The use of a board as a firing line is not permitted. The competitor's foot or, in the prone position the competitor's elbow may not be placed on or in front of the firing line.

6.3.9 Height of Target Center (Center of the Ten Ring)

The center of the targets must be within the following heights when measured from the level of the floor of the firing point:

	Standard Height	Variation Allowable
300 m ranges	3.00 m	+/- 4.00 m
50 m ranges	0.75 m	+/- 0.50 m
25 m ranges	1.40 m	+ 0.10 m / - 0.20 m
10 m ranges	1.40 m	+/- 0.05 m
50 m Running Target	1.40 m	+/- 0.20 m
10 m Running Target	1.40 m	+/- 0.05 m

All target centers within a group of targets or range must have the same height (± 1 cm).

USA
6.3.9A

300 yard ranges	3.00 yd	+/- 4.00 yd
200 yard ranges	2.00 yd	+/- 2.50 yd
100 yard ranges	1.00 yd	+/- 0.50 yd
50 yard ranges	0.75 yd	+/- 0.50 yd
25 yard ranges	1.40 yd	+/- 0.10 yd

Multiple bull's-eye targets are measured to the center bull'seyes. USA Shooting sanctioned competitions may be conducted on ranges that do not comply with the ± 1.0 cm variation of target center height.



USA 50 ft Range – Height must be adjustable for rifle.

6.3.9B

6.3.10 Horizontal Variations for Target Centers on 300 m, 50 m and 10 m Rifle and Pistol Range

USA And 300 Yard, 200 Yard, 200 Yard, 50 Yard, 25 Yard, 50 Foot & 5 Meter Rifle and Pistol Ranges.

6.3.10.1 Target centers at 300 m, 50 m, and 10 m must be oriented on the center of the corresponding firing point. Horizontal deviations from a center line drawn perpendicular (90 degrees) to the center of the firing point are:

		Maximum variation from center in either direction
300 m rifle		6.00 m
50 m rifle/pistol		0.75 m
10 m rifle/pistol		0.25 m
USA		
6.3.10.1A		
300 Yard Rifle		6.00 yd
200 Yard Rifle		4.00 yd
100 Yard Rifle		50 in
50 Yard Rifle/Pistol		25 in
50 Foot Rifle/Pistol		15 in
5 Meter Rifle		0.1m

6.3.11 Horizontal Variations for Firing Points on 50 m and 10 m Running Target and 25 m Pistol Ranges

The center of the firing points must be located as follows:

- 6.3.11.1** for Rapid Fire ranges, according to the center of the group of five;
- 6.3.11.2** for Running Target ranges, according to the center of the opening;
- 6.3.11.3** the center of the firing point must be oriented on the center of the corresponding target or opening. Maximum horizontal deviations from a centerline drawn perpendicular (90 degrees) to the center of the target or opening are:

		Maximum variation in either direction
25 m range		0.75 m
50 m Running Target range		2.00 m
10 m Running Target range		0.40 m
USA		
6.3.11.3A		
25 Yard Range		0.75 yd



6.3.12 General Firing Point Standards for 300 m, 50 m, 10 m Ranges

The firing point must be constructed so that it does not vibrate or move. From the firing line to approximately 1.2 m rearward, the firing point must be level in all directions. The remainder of the firing point must either be level or may slope to the rear with a few centimeters drop.

USA

6.3.12.A And 300 Yard, 200 Yard, 100 Yard, 50 Yard, 50 Foot and 5 Meter Ranges

6.3.12.1 If shooting is done from tables, the tables must be approximately 2.2 m long and 0.8 m to 1 m wide, firm, stable and removable. **Shooting tables** may slope to the rear a maximum of 10 cm.

6.3.12.2 The firing point must be equipped with:

6.3.12.2.1 a bench or stand, 0.7 m – 0.8 m high;

USA
6.3.12.1A In USA Shooting sanctioned competitions, shooters may provide their own stands.

6.3.12.2.2 a mat for shooting in the prone and kneeling positions. The front portion of the mat must be of a compressible material not more than 50 mm thick, and approximately 50 cm x 80 cm in size and measuring not less than 10 mm when compressed with the measuring device used to measure the thickness of rifle clothing. The remainder of the mat must have a maximum thickness of 50 mm and a minimum thickness of 2 mm. The minimum overall size must be 80 cm x 200 cm. An alternative of two mats is permitted, one thick and one thin, but together they must not exceed the dimensions indicated. The use of private mats is prohibited;

USA
6.3.12.2.2A In USA Shooting sanctioned competitions, private mats conforming to these specifications are permitted.

6.3.12.2.3 a chair or stool for the shooter;

6.3.12.2.4 if paper targets are used, a desk and chair for the Register Keeper and a spotting telescope must be provided;

USA
6.3.12.2.4A Not required in USA Shooting sanctioned competitions if register keepers are not used.

6.3.12.2.5 if paper targets are used, a scoreboard, approximately 50 cm x 50 cm, on which the Register Keeper can post unofficial scores for the spectators. The scoreboard should be located so that it can easily be seen by spectators but does not obscure their view of the shooters;

USA
6.3.12.2.5A Not required in USA Shooting sanctioned competitions if register keepers are not used.

6.3.12.2.6 when it is necessary to install dividing screens on the 300 m firing line, they should be made of transparent material on a light frame. Screens should extend at least 50 cm forward of the firing line, and be approximately 2.0 m high;

6.3.12.2.7 if the firing point is exposed to excessive wind, additional protection for the shooters must be provided by screens or other means;



6.3.12.2.8 on new ranges wind breaks forward of the firing line are not recommended, but steps should be taken to ensure that weather conditions are as equal as possible throughout the range.

6.3.13 Firing Point Standards for 300 m Ranges

USA And 300 Yard, 200 Yard and 100 Yard Ranges

6.3.13A

The size of the firing point must not be less than 1.6 m wide x 2.5 m long. The width of the firing point may be reduced only if any dividing screens are constructed so that a shooter in the prone position can put his left leg in an adjacent firing point without disturbing that shooter.

6.3.14 Firing Point Standards for 50 m Ranges

USA

6.3.14A And 50 Yard, 50 foot Ranges

6.3.14.1 The size of the firing point must not be less than 1.6 m wide x 2.5 m long if the firing point is also used for 300 m shooting.

6.3.14.2 To allow more shooters to participate in 50 m events, the width of the firing point may be reduced to 1.25 m. Target systems used on such ranges must be capable of changing targets without disturbing neighboring shooters.

6.3.15 Range and Firing Point Standards for 10 m Ranges

6.3.15.1 The firing point must be a minimum of 1 m wide.

6.3.15.1.1 The nearest edge of the bench or stand must be placed 10 cm forward of the 10 m Firing line.

6.3.15.2 10 m ranges must be equipped with electric-mechanical target carriers or changers, or Electronic Scoring Targets.

USA

6.3.15.3A USA Shooting sanctioned competitions may be shot on ranges with electric or manual target carriers or fixed multiple bull targets adjustable for height.

6.3.16 Range and Firing Point Standards for 25 m Pistol Ranges

6.3.16.1 Roofs and screens of 25 m ranges must provide the shooter with adequate shelter from wind, rain, sun and ejected cartridge cases.

6.3.16.2 The floor of the firing point must be level in all directions. It must be of firm construction and not permit any vibration.

6.3.16.3 The firing point must be roofed or covered at a minimum height of 2.20 m above the level of the firing point.

6.3.16.4 In 25 m events, the targets must be placed in:

6.3.16.4.1 Groups of five (5), for the Rapid Fire Pistol event;

6.3.16.4.2 groups of five (5) or exceptionally four (4) or three (3) may be used for the 25 m Pistol, 25 m Center Fire Pistol and 25 m Standard Pistol events.

6.3.16.5 25 m ranges must be divided into sections which are composed of two (2) groups of five (5) targets (each being one bay).



- 6.3.16.5.1 Protected walkways should allow range staff safely to get to the target line.
- 6.3.16.5.2 Each Range Section should be capable of being operated centrally but also may be operated independently.
- 6.3.16.6 Firing point or shooting station dimensions must be:

	Width	Depth
25 m Rapid Fire Pistol	1.50 m	1.50 m
25 m Pistol 25 m, Center Fire Pistol and 25 m Standard Pistol	1.00 m	1.50 m

- 6.3.16.7 Firing points must be separated by **transparent screens** which protect shooters from ejected cartridge cases and permit visibility of the shooters by the officials. The screens must:
 - 6.3.16.7.1 extend at least 0.75 m forward of the front edge of the firing line and approximately 0.25 m to the rear;
 - 6.3.16.7.2 be a minimum of 1.7 m high, with the top edge at least 2.0 m above the floor of the firing point;
 - 6.3.16.7.3 if the screen does not reach the floor of the firing point, the bottom edge should not be more than 0.7 m above the floor of the firing point.
- 6.3.16.8 Each firing point must be provided with the following equipment:
 - 6.3.16.8.1 a removable or adjustable bench or table, approximately 0.5 m x 0.6 m in size and 0.7 m to 0.8 m high;
 - 6.3.16.8.2 a chair or stool for the shooter;
 - 6.3.16.8.3 a desk and chair for the Register Keeper;
 - 6.3.16.8.4 for paper targets a scoreboard, approximately 0.5 m x 0.5 m on which the first Register Keeper can post unofficial scores for the spectators. The scoreboard should be located so that it can be seen easily by spectators but does not obscure their view of the shooters.
- 6.3.16.8.5 **Standards for 25 m Turning Target Installations**

USA And for 25 Yard & 50 Foot

6.3.16.9A

Target frames for the 25 m Rapid Fire Pistol event must be placed in groups of five (5), all at the same height +1cm, all functioning simultaneously and all facing one firing point which is centered on the middle target of the group. The distance between target centers, axis to axis, in a group of five must be 75 cm (+1cm).

The ranges must be equipped with a target rotating or turning mechanism which permits 90 degree (+/-10 degrees) turning of the targets on their vertical axis. In precision stages of 25 m pistol events, stationary target frames may be used.

USA

6.3.16.9B

When Electronic Scoring Targets are not used, ranges for 25m events must be equipped with a target rotating or turning mechanism which permits 90 degree (+/- 10 degrees) turning of the targets on their vertical axis. In precision stages of 25m pistol events, stationary target frames may be used.



USA

6.3.16.9C In USA Shooting sanctioned PTO's, for all 25m events, two alternative methods may be used if turning or electronic scoring targets are not used/available:

1. A shot timer, with audible start and stop signals, on a fixed target array may be used. The shot timer may sense shots either acoustically or via another method.

2. Red/green start and stop lights, with a shot timer for determining overtime shots, on a fixed target array may be used.

Any shots fired before the start signal or after the stop signal (plus a built-in 1/10th second buffer) will be scored as misses (for each shot fired in violation, a 10 point penalty will be assessed). The shot timer must be capable of being set to the specified time limits for each event.

If the shot timer senses more than one competitor's shots during a string, only one competitor at a time should fire in order to prevent false readings. If the shot timer senses shots from each competitor individually and accurately records shots from each competitor, multiple competitors may fire at the same time.

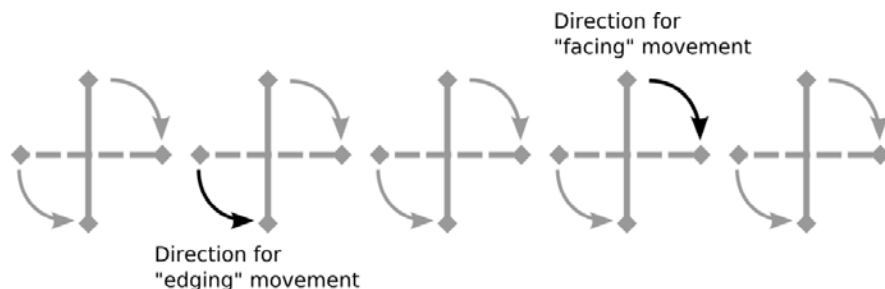
This method may not be used for team selection.

6.3.16.8.6 The time for turning to face the shooter must not exceed 0.3 seconds.

6.3.16.8.7 When the targets have turned, there must be no visible vibration to distract the shooter.

6.3.16.8.8 When viewed from above, the targets must turn in a clockwise direction to the facing position and in a counterclockwise direction to the edge-on position.

Rotation of Turning Targets



6.3.16.8.9 The targets in a section must all turn simultaneously which must be achieved by use of a mechanism which provides efficient operation and accurate timing.

6.3.16.8.10 The automatic turning and timing device must ensure, accurate and consistent timing and that targets remain in the facing position for the specified period of time and that targets return to the edge-on position after the specified time (+0.2 seconds – 0.0 seconds).



- 6.3.16.8.11** Timing must start the moment the targets begin to face and stop the moment they begin to turn away.
- 6.3.16.8.12** If the time is less than specified or greater than 0.2 sec, the Range Officer, acting either on his own or on instructions from a Jury Member, must stop the shooting to allow the timing mechanism to be regulated. In such cases, the Jury may postpone the start or restart of shooting.
- 6.3.16.9 Facing times** for 25 m pistol events are:
 - 6.3.16.9.1** 25 m Rapid Fire Pistol 8, 6 and 4 seconds;
 - 6.3.16.9.2** 25 m Standard Pistol: 150, 20 and 10 seconds;
 - 6.3.16.9.3** 25 m Pistol and 25 m Center Fire Pistol Rapid Fire Stage: facing for three (3) seconds for each shot, alternating with an edge-on face away time of seven (7) seconds (+/- 0.1 second);
 - 6.3.16.9.4** for all facing times a tolerance of + 0.2 seconds – 0.0 seconds is allowed.
- 6.3.16.10** If solid backing boards are used for the targets, the area corresponding to the eight (8) ring zone must either be cut out from the backing board or be made of cardboard to facilitate scoring.
- 6.3.16.11 Standards for 25 m Electronic Scoring Target Systems**
 - 6.3.16.11.1** When electronic scoring targets are used the timing equipment will be set to give the nominal exposure times plus 0.1 seconds.
 - 6.3.16.11.2** An “after-time” (the period which is to ensure that shots which would have been valid “skid-shots” on conventional targets, are also scored on the electronic targets) will be added at + 0.2 seconds. (Total = 0.3 seconds).
- 6.3.17 Indoor Range Light Requirements (Lux)**

Indoor Range for	General		Targets	
	Minimum	Recommended Minimum	Minimum	Recommended Minimum
10 m	300	500	1500	1800
10 m RT	300	500	1000	1000
25 m	300	500	1500	2500
50 m	300	500	1500	3000

Final Ranges must have a minimum general lighting of 500 lux and minimum 1000 lux on the firing line. For new ranges near to 1500 lux on the firing line is recommended.

- USA** At USA Shooting sanctioned competitions, the minimum illumination of 10 m, 25m, and 50 m targets can be 1000 lux.
- 6.3.17A**
- 6.3.17.1** All indoor ranges must have artificial illumination providing the necessary amount of light without glare or distracting shadows on the targets or firing points. The background area behind the targets must be a non-reflecting, light even neutral color.



the shooting station. The shooting station must be screened on both sides with separating partitions so that the shooter is not disturbed by dry firing or other extraneous influences. The separating partition between the firing point and the dry firing point must not be longer than to allow the dry firing shooter to watch the ready position of the competition shooter by observing the muzzle movement of his rifle.

6.3.18.6 In front of the shooter there must be a bench or a table 0.7 m – 0.8 m high.

6.3.18.7 Behind the shooter there must be a place for the Range Officer and at least one member of the Jury. The Register Keepers must be located either behind or at the side of the shooting station.

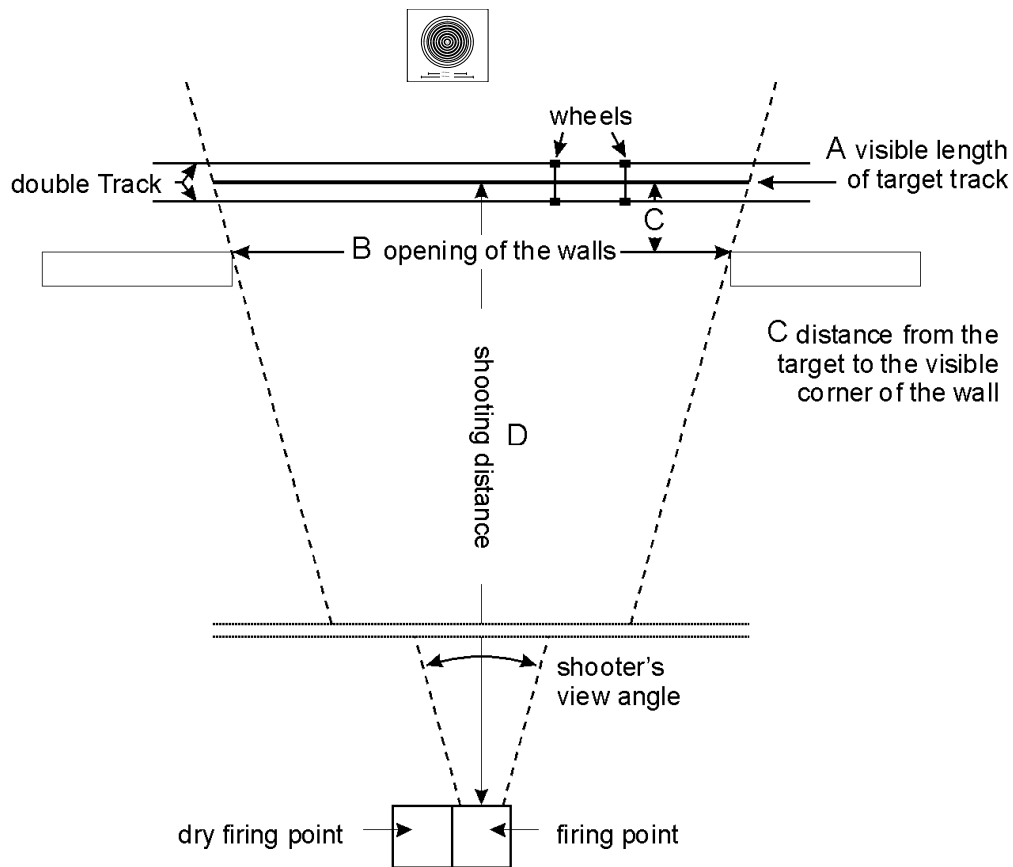
6.3.18.8 Run times for the targets are:

Slow runs:	5.0 seconds, + 0.2 seconds – 0.0 seconds
Fast runs:	2.5 seconds, + 0.1 seconds – 0.0 seconds

6.3.18.9 Timing should preferably be done by using an electronic timer which is started and stopped by switches mounted on the rail. If this method cannot be used, timing may be done by using three (3) stop watches operated by three different persons. The middle (median) of the three (3) times must be counted. If the run time is found to be less or more than that specified, range personnel or the Jury must regulate the time to within the specified run time standards. If the timer is built into the starting control, the timing must be examined by the Jury and sealed.

6.3.18.10 For ISSF approved and supervised Competitions / Championships the timing must be electronically controlled and continually displayed for inspection by shooters and officials. Any deviation must be corrected immediately.

6.3.18.11 Running Target Ranges



A	visible length of target track
B	opening of the wall between visible corners
C	distance from the target to the visible corner of the wall
D	shooting distance
Formula for determining the opening: $B = A \times (D - C) / D$	
Example (50 m): C= 0,20 m	$B = 10.00 \text{ m} \times (50.00 \text{ m} - 0.20 \text{ m}) / 50.00 \text{ m}$ $B = 10.00 \text{ m} \times 49.80 / 50.00 = 10.00 \text{ m} \times 0.996$ B = 9.96 m
Example (10 m): C= 0,15 m	$B = 2.00 \text{ m} \times (10.00 \text{ m} - 0.15 \text{ m}) / 10.00 \text{ m}$ $B = 2.00 \text{ m} \times 9.85 / 10.00 = 2.00 \text{ m} \times 0.985$ B = 1.97 m

6.3.18.11.1 Special Standards for 50 m Running Target Ranges

6.3.18.11.1.1 There must be a vertical wall on both sides of the opening for the protection of operating personnel and scorers.

6.3.18.11.1.2 There must be an embankment behind the opening. In front of the opening there must be a low wall to conceal and protect the target carrying mechanism.

6.3.18.11.1.3 The visible length of the target track must be: **10.00 m (+ 0.05 m / - 0.00 m)** as seen from the firing point. This must be considered when measuring the opening since the distance between the visible corner of the wall and the target increases the distance over which the target is visible.

6.3.18.11.2 Special Standards for 10 m Running Target Ranges

6.3.18.11.2.1 If target changing and shot evaluation is done behind the target carrier, there must be sufficient protection for operating personnel and scorers.



The target changing and evaluation must be supervised by a member of the Jury.

- USA** In USA Shooting sanctioned competitions, scoring may be accomplished by a scoring team appointed by the classification officer.
- 6.3.18.11.2.1A** Behind the opening there must be a backstop to stop pellets and prevent ricochets. The target carrying mechanism must be protected by a front cover plate.
- 6.3.18.11.2.2** The visible length of the target track must be: **2.00 m (+ 0.01 m / - 0.00 m)** as seen from the firing point. This must be considered when measuring the opening since the distance between the visible corner of the wall and the target increases the distance over which the target is visible.
- 6.3.18.11.2.3** Two shooting stations may be installed and used alternately, to save time. In this case, the two firing points must not deviate from the standards.
- 6.3.18.11.2.4** When electronic scoring targets are used the timing equipment will be set to give the nominal exposure times plus 0.1 seconds. This should ensure that the earlier appearance of the aiming mark of the electronic scoring target is allowed for.

6.3.19 General Standards for Shotgun Ranges

Ranges, which are constructed in the Northern Hemisphere, should be laid out so shooting is toward a North to North-Easterly direction. Ranges, which are constructed in the Southern Hemisphere, should be laid out so shooting is toward a South to South-Easterly direction. These arrangements place the sun to the back of the shooter as much as possible during the shooting day.

New shotgun ranges must be constructed, where it is deemed necessary, with a shot fall zone reasonably level and free of obstacles to permit mechanical salvage and recovery of the lead pellets.

6.3.19.1 Standards for Trap Ranges

6.3.19.1.1 The Trap Pit

The trap pit must be constructed so that the upper surface of the roof is on the same elevation as the surface of the shooting stations. Interior measurements of the trap pit should be approximately 20 m from end to end, 2 m from front to rear, and 2 m to 2.10 m from the floor to the under side of the roof. These dimensions will allow freedom of movement for working personnel and sufficient storage space for targets (see Figures).

USA Automatic Trap Houses

- 6.3.19.1.1A** The trap house must be constructed so that the upper surface of the roof is on the same elevation as the surface of the shooting stations. Interior measurements of the trap pit should be approximately 4m from end to end, 2m from front to rear, and 2m to 2.1 m from the floor to the under side of the roof. These dimensions will allow freedom of movement for working personnel and sufficient storage space for targets.

6.3.19.1.2 Distances between Trap Pits



The distance between the center of machine 15 on Range A and the center of the machine one (1) on Range B must not be less than 35 m. For pre-existing ranges with a distance less than 35 m, as specified above, the Jury may reduce the throwing angles of the settings of machine 13 of Range A, and machine three (3) of Range B, if necessary, to prevent those targets from crossing over into the target flight path of the adjoining range and disturbing those shooters.

6.3.19.2 The traps (clay target throwing machines)

Each trap pit must have 15 traps attached to the front wall of the pit. The traps must be divided into five (5) groups of three (3). The center of each group must be indicated only by a painted mark on the top of the roof which must be positioned so that it must indicate the point above the center trap of each group at which a target must emerge when set to throw at zero (0) degrees. The distance between traps within each group must be equal, from 1.00 m to 1.10 m. The distance between the center traps of adjacent groups should be 3.00 m to 3.30 m. For existing ranges this may be 3.00 m to 6.00 m.

USA Automatic Traps (clay target throwing machines):

6.3.19.2A The trap house shall be equipped with a single multi-oscillating (vertical and horizontal directions) mechanical or electrically operated trap. It may be either manually or automatically loaded. Targets may be released manually or electrically. The trap will be so constricted and mounted that it will throw random, and continuously changing angles and elevations, targets within the vertical and horizontal limits stated in Rule 6.3.22.3.

6.3.19.2.1 In the case of use of machines with left-hand (clockwise) rotation of throwing arms the distance between the left side (viewed from behind) and the center machine in each group may be reduced to less than the prescribed 1.00 m to 1.10 m (see also rule 6.3.21.1).

6.3.19.3 The traps must be installed in the pit so that the pivot point of the throwing arm is 0.50 m (+/-0.10 m) below the top surface of the roof of the trap pit and set back 0.50 m (+/-0.10 m) from the front edge of the roof when the trap is set at the 2 m elevation. This is defined as the Throwing Point. Traps may be fully automatic (self loading and cocking), semiautomatic (hand loaded and self cocking), or manual (hand loaded and cocked). Each trap must be provided with a means of sealing its elevation angle, and main spring tension after these have been inspected and approved by the Jury. All traps must be provided with a means of making target throwing settings on a precise setting. All traps which are hand loaded must have two stops fixed to them. The stops are necessary to prevent accidental or deliberate movement of the target forward or backward on the throwing arm, thus changing the preset directions of the target. Each trap must have the elevation and angle sectors marked in increments of 10 degrees.

6.3.19.4 The traps must be released by an electric-manual or electric-microphone system. The control system must be placed in such a position that the puller can clearly see and hear the call of the shooter. The release devices must guarantee equal distribution of targets to each shooter in a series of 25 targets. This distribution must be: 10 targets to the right, 10 targets to the left and 5 targets to the center.



With the correct distribution, in a series of 25 targets, each group of traps must throw two targets from the left trap, two from the right trap and one from the center trap as the shooters progress from station 1 to 5. After every five (5) targets the selector index must be advanced one step.

6.3.19.5 The five (5) shooting stations must be arranged on a straight line at a distance 15 m to the rear of the front edge of the trap pit. Each station must be prominently marked with a square 1 m x 1 m which is centered on a line perpendicular to the line of shooting stations and extending through the painted mark which indicates the zero degree exit point above the middle machine in each group of three. A sixth station must be marked about 2 m to the rear and slightly to the left of Station 1 where shooter number 6 may take his position. All six (6) shooting stations must have a table or bench where the shooters may place their extra cartridges and other equipment. The stations must be firm and level in all directions. Each station must have at the front right and left hand corners a block of wood, piece of carpet or rubber about 15 cm square or round upon which the shooter may rest his gun.

6.3.19.5.1 For Trap Finals a medium intensity colored lamp must be positioned on the Station 1 microphone stand or on a separate stand placed on the left hand side behind Station 1 at a distance of 1.0 m to 1.5 m at a height of 40 cm to 50 cm. The lamp must be controlled by a system which must be so constructed as to indicate that for a period of 10 to 12 seconds immediately after the shooter on Station 5 has shot at a regular target that the microphone on Station 1 is inoperable.

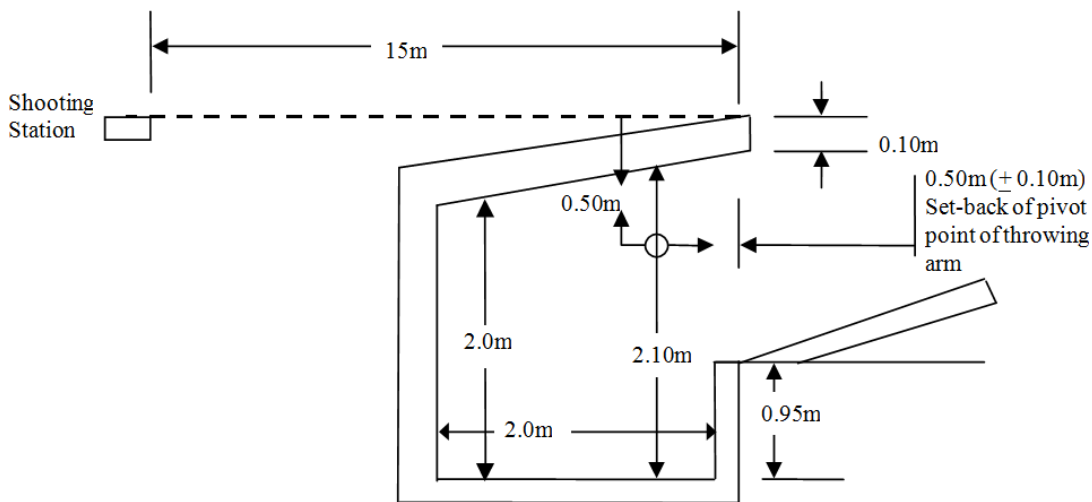
USA
6.3.19.5.1A USA Shooting sanctioned competitions may be conducted on a range that does not provide complete protection from sun and rain until such time as it is feasible to upgrade the range.

6.3.19.5.2 3 m to 4 m behind the line of shooting stations a path must be provided for mandatory use by the shooters moving from station 5 to station 6. Shooters must not pass between the path and the shooting stations. A wire, rope or other suitable barrier is to be erected 7 m to 10 m behind the return walkway. No spectators are to be allowed within this barrier. The Referee and Jury Members are responsible for enforcing this rule. The shooting stations, referee's stand and operator's stand should have adequate protection from sun and rain.

USA
6.3.19.5.2B USA Shooting sanctioned competitions may be conducted without a barrier behind the return walkway. Referees and jury members are responsible for keeping spectators back an adequate distance from the shooters and the firing line.



6.3.20 Trap and Double Trap pit section



6.3.21 Standards for Double Trap Ranges

6.3.21.1 The Trap Pit

Trap ranges are most commonly adapted to Double Trap competition by using the center group of traps, numbers 7, 8 and 9, directly in front of Station 3. See Double Trap Rules.

6.3.21.2 Distances between Trap Pits

6.3.21.2.1 See Rule 6.3.19.1.2 when Trap pits are used.

6.3.21.2.2 When separate Double Trap pits are constructed, see Figures 6.3.21.2.9, the distance from the center machine on one field to the center machine on the adjoining field should not be less than 35 m. (The angles of targets in Double Trap (see Figure) are not so severe as Trap therefore do not need reductions.)

6.3.21.2.3 The Traps (target throwing machine)

Each Double Trap pit must have three (3) Traps attached to the front wall of the pit. The zero degree exit point of the center trap of the group must be indicated only by a painted mark on the top side of the pit roof. The distance between traps within the group must be equal, from 1.00 m to 1.10 m (see Rule 6.3.19.2). Traps number 1 and number 3 should be a minimum of 1.50 m from the end walls.



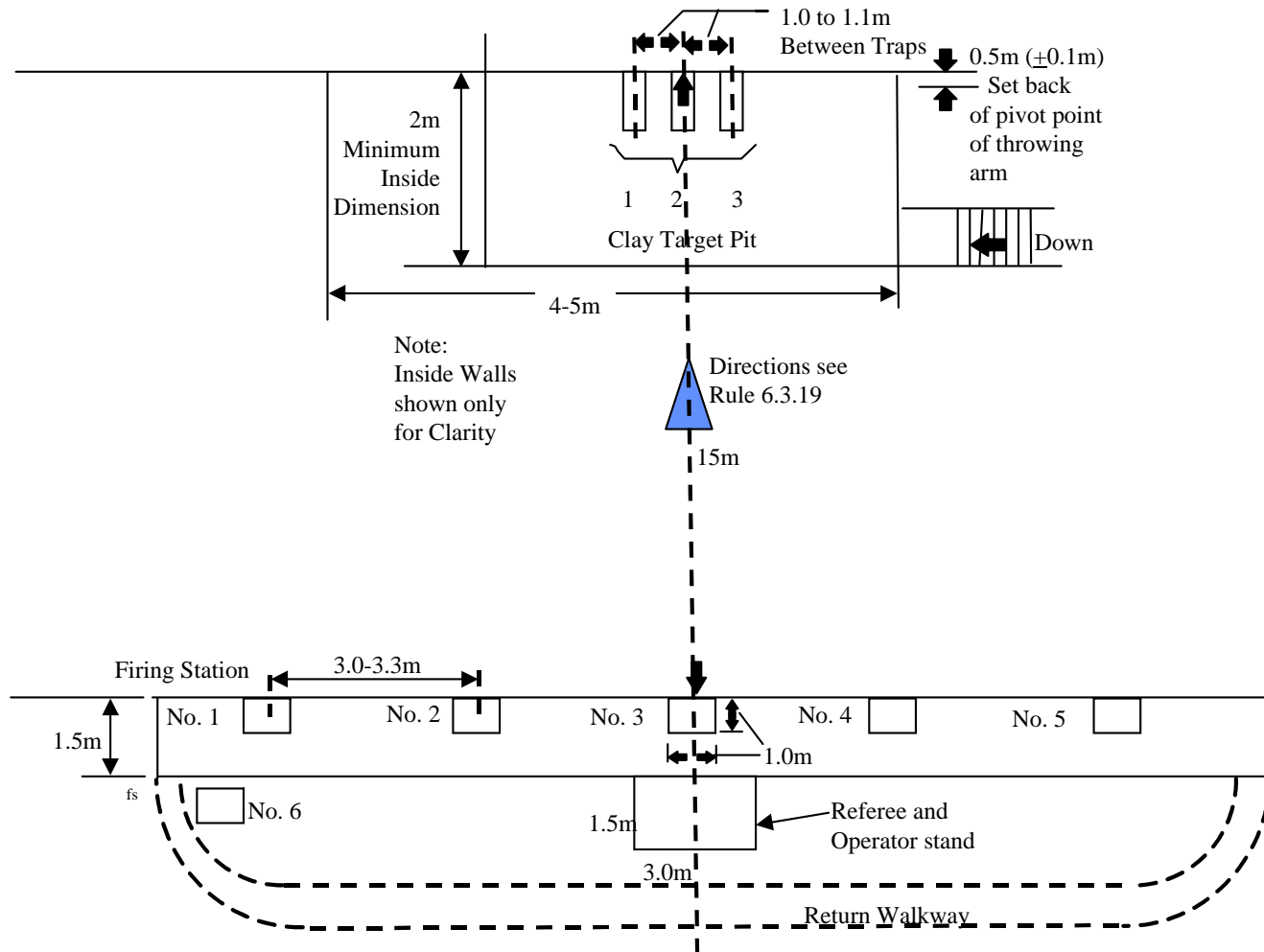
- 6.3.21.2.4** The traps must be installed in the pit so that the pivot point of the throwing arm is 0.50 m (+/-0.10 m) below the top surface of the roof of the trap house and set back 0.50 m (+/-0.10 m) from the front edge of the roof when the trap is set at the 2 m elevation (see Figures). Traps may be fully automatic (self loading and cocking), semiautomatic (hand loaded and self cocking), or manual (hand loaded and cocked). Each trap must be provided with a means of sealing its elevation, angle, and main spring tension after these have been inspected and approved by the Jury. All traps must be provided with a means of allowing target throwing on a precise setting. All traps which are hand loaded must have two stops fixed to them. The stops are necessary to prevent accidental or deliberate movement of the target forward or backward on the throwing arm, thus changing the preset directions of the target. Each trap must have the elevation and angle sectors marked in increments of 10 degrees.
- 6.3.21.2.5** The traps must be released by an electric-manual or electric-microphone system fitted with a timer device. The control system must be placed in such a position that the puller can clearly see and hear the call of the shooter. For all ISSF championships an automatic timer must be used. The timer device must be set to release the targets within the period varying randomly from zero (0) to one (1) second after the shooter's call. The system must guarantee the simultaneous release of the two (2) targets from the predetermined traps. Where an electric-manual system is used, the release device must be designed so that only one (1) button or switch can be used to release the targets.
- 6.3.21.2.6** The five (5) shooting stations must be arranged on a straight line at a distance of 15 m to the rear and parallel to the front edge of the trap pit. Each station must be prominently marked with a square 1 m x 1 m. Station 3 must be centered on a line extending through the painted mark above the middle trap in the group. Station 2 is 3 m – 3.30 m to the left of Station 3 and Station 1 is equidistant to the left of Station 2. Likewise Station 4 is 3 m – 3.30 m to the right of Station 3 and Station 5 equally 3 m – 3.30 m to the right of Station 4 (see Figure, Separate Double Trap Range). A sixth Station must also be marked about 2 m to the rear and slightly to the left of station 1 where shooter number 6 may take his position at the start of the competition. All six of the shooting stations must be furnished with a table or bench where the shooters may place their extra cartridges and equipment. The stations must be firm and level in all directions and must be at the same elevation as the front edge of the roof of the trap pit. Each station (six) must also have a block of wood, piece of carpet or thick rubber sheet about 15 cm square or round upon which a shooter may rest his gun.
- USA**
6.3.21.2.6A USA Shooting sanctioned competitions may be conducted on a range that does not provide complete protection from the sun and rain until such time as it is feasible to upgrade the range



- 6.3.21.2.7** For Double Trap Finals a medium intensity colored lamp must be positioned on the Station 1 microphone stand or on a separate stand placed on the left hand side behind Station 1 at a distance of 1.0 m to 1.5 m at a height of 40 cm to 50 cm. The lamp must be controlled by a system which must be so constructed as to indicate that for a period of 10 to 12 seconds immediately after the shooter on Station 5 has shot at a regular target(s) that the microphone on Station 1 is inoperable.
- 6.3.21.2.8** 3 m to 4 m behind the line of shooting stations a path must be provided for mandatory use by the shooters moving from station 5 to station 6. Shooters must not pass between the path and the shooting stations. A wire, rope or other suitable barrier is to be erected 7 m to 10 m behind the return walkway. No spectators are to be allowed within this barrier. The Referee and Jury Members are responsible for enforcing this rule. The shooting stations, referee's stand and operator's stand should have adequate protection from sun and rain.



6.3.21.2.9 Separate Double Trap Range – 3 Machines





6.3.22 Standards for Skeet Ranges

6.3.22.1 A skeet field consists of two houses (high house and low house) and eight shooting stations. Stations 1 through 7 are arranged on a segment of a circle with a 19.2 m radius and a base chord of 36.8 m (with a tolerance of +/- 0.1 m) which is 5.5 m from the center point of the circle which is marked by a stake.

6.3.22.1.1 The center of the circle is marked by a stake which also marks the base of the target crossing point.

6.3.22.1.2 Station 1 is located at the left end of the base chord and station 7 at the right end when standing anywhere on the segment of the circle and facing the center stake. Stations 2 through 6 are located on the segment of the circle at points equidistant from each other (the exact distance between the center of the front of the stations 1 and 2, 2 and 3, etc., is 8.13 m on chord). Station 8 is located at the center of the base chord (see Figure).

6.3.22.2 Shooting stations 1 through 7 are 0.9 m +/-0.05 m x 0.9 m +/-0.05 m square, with two sides parallel to a radius of the circle drawn through the station marker (center of the station). Shooting station 8 is rectangular, 0.9 m +/-0.05 m wide by 1.85 m +/-0.05 m long, with its long sides parallel to the base chord. The location of each shooting station must be accurately indicated. The markers for shooting stations 1 through 7 are on the center of the side nearest the target crossing point. The marker for shooting station 8 is on the center point of the base chord. All 8 shooting stations must be on the same level, within +/- 0.05 m difference in elevation.

6.3.22.3 Target Distances, Angles and Elevations

6.3.22.3.1 Each trap house must contain a trap (clay target throwing machine) in a fixed position.

6.3.22.3.2 Targets thrown from the high house must emerge at a point 0.9 m +/- 0.05 m behind the station marker 1 (measured along the extended base chord) and 3.05 m +/-0.05 m above the level of station 1. The target thrown from the low house must emerge at a point 0.9 m +/-0.05 m behind station marker 7 (measured along the extended base chord) (moved 0.75 m +/-0.05 m to the exterior of the base chord) and 1.05 m +/-0.05 m above the level of station 7.

6.3.22.3.3 Targets properly released must pass through a circle 0.9 m – 0.95 m in diameter, located 4.60 m +/-0.05 m above the target center point.

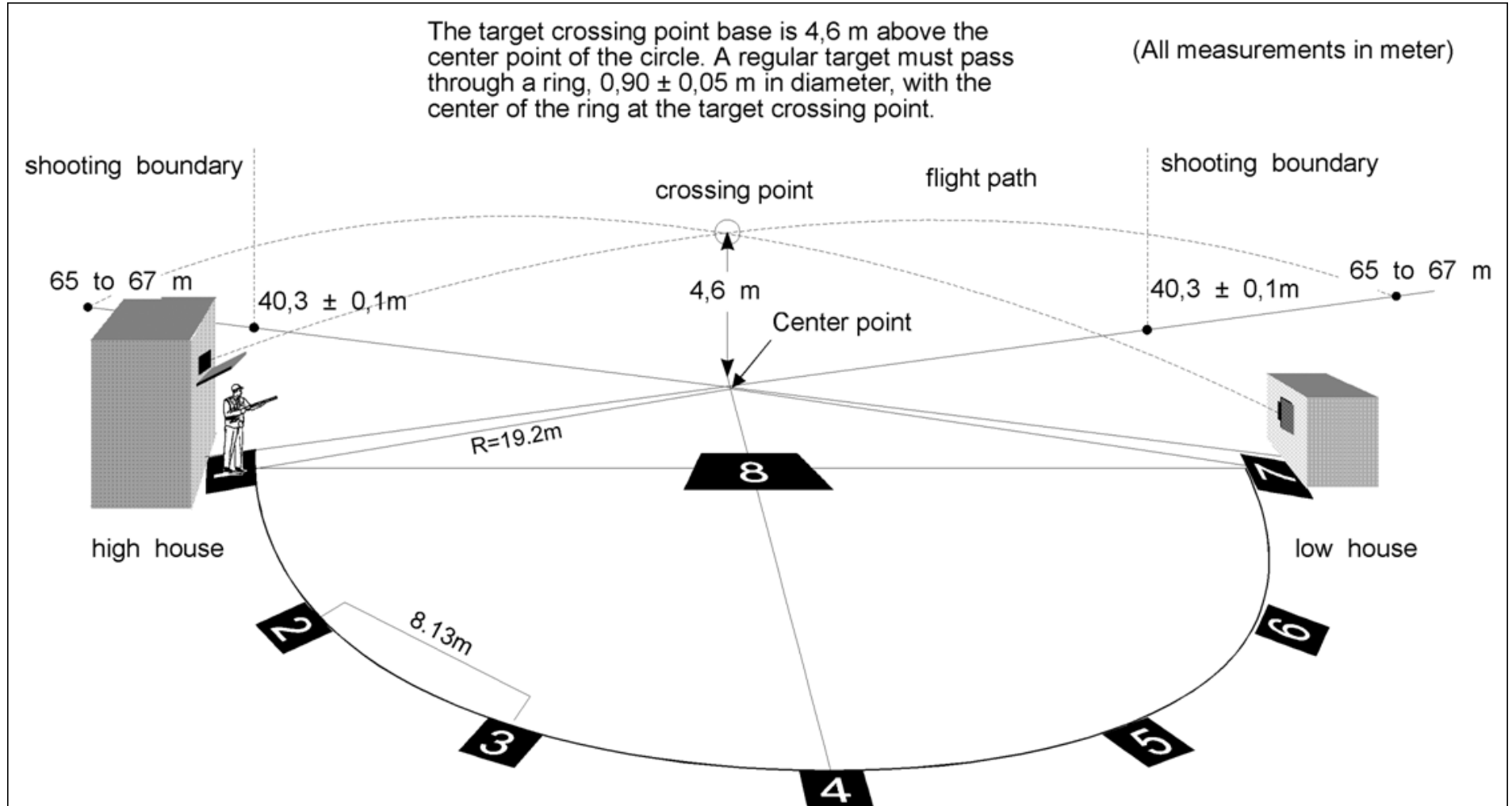
6.3.22.3.4 In calm weather conditions targets must carry a minimum of 65 m and a maximum of 67 m as measured from the face of the house behind stations 1 and 7. If the correct distance cannot be verified by measurement, the Jury will decide the trajectory of the targets.



- 6.3.22.4** The shooting boundaries of stations 1 to 7 are 40.3 m +/-0.1 m from the face of each house. For station 8 the shooting boundary is determined by the crossing point between a straight line running from station 4 to station 8 and the target crossing point. Suitable markers must be placed on the target flight path, at points 40.3 m +/-0.1 m from both the high house and the low house, to indicate the shooting boundaries. Similar markers must be placed at 65 m and 67 m to indicate the distance of a regular target.
- 6.3.22.5** A safety shield must be installed at the opening of each trap house so that the trap operator is not visible to a shooter on any station. This precaution is mandatory as a safety measure to protect the operator from possible injury from direct or ricocheting shot, and the shooters from broken targets emerging from the opening of the trap-house. A wire, rope or other suitable barrier is to be erected 7 m to 10 m behind Station 4 and parallel to the base chord. No spectators are allowed within this barrier. The Referee and Jury Members are responsible for enforcing this Rule.
- 6.3.22.6** The traps must be released by an electric-manual or electric-microphone system (see note below) with a timer device which must be installed so as to allow the operator to see and hear the competitors. For all ISSF supervised Competitions / Championships the use of a timer is mandatory. This must provide for the release of the targets within an indefinite period of time, varying from instant release up to a maximum of three (3) seconds after the shooter has called for his target. The release device must be designed so that only one (1) button (or switch) can be used to release double targets.
- Note: If an electro-microphone system is to be used, it must be so constructed as to randomly insert a delay varying from 0.2 to 3.0 seconds.
- 6.3.22.7** A colored lamp must be fitted to the outside of both high and low houses. The lamps must light immediately when the Puller presses the release and extinguish when the target(s) are thrown. The lamps must be clearly visible to the referee. The lamp must be installed on the side of the skeet house which faces the spectator area at a height of 2.2 m – 2.8 m on the high house and 1.6 m – 2.0 m on the low house.



6.3.22.9 Skeet Range View





6.4 EQUIPMENT AND AMMUNITION – GENERAL

6.4.1 The Organizing Committee must provide a complete set of gauges and instruments for equipment control before and during ISSF supervised Competitions / Championships. Calibration Certification or Calibration Test Equipment must be provided.

USA
6.4.1A At USA Shooting sanctioned competitions equipment control examination are not mandatory. The competition director may determine the equipment control procedures based on available time and equipment measuring gauges. Equipment may be spot checked at any time.

USA
6.4.1B USA Shooting will not issue ISSF-supervised equipment control certifications for equipment check. All equipment may be checked randomly at any time and finalists in all events may have their equipment checked. Consequences for equipment check failures will follow ISSF rules.

6.4.2 Shooters must use only equipment and apparel that complies with the ISSF Rules. Anything (guns, devices, equipment, accessories, etc.) which may give a shooter an unfair advantage over others and which is not mentioned in these Rules, or which is contrary to the spirit of the ISSF Rules and Regulations, is prohibited. The shooter is responsible for submitting all equipment and apparel for official inspection and approval to an ISSF-supervised Equipment Control prior to its use in ISSF competitions. Team leaders are equally responsible for ensuring that the shooters' equipment and apparel comply with the ISSF Rules and Regulations.

6.4.2.1 Clothing Regulations

It is the responsibility of the competitor to appear on the ranges dressed in a manner appropriate to a public event. This must be controlled by the Jury. Clothing made of camouflage material is prohibited.

6.4.2.1.1 The use of any special devices means or garments which immobilize or unduly reduce the movement of the shooter's legs, body or arms is prohibited in order to ensure that the performance skills of the shooters are not artificially improved by special clothing.

6.4.2.2 Prior to the competition each shooter's gun and other equipment must be examined by the Equipment Control Section to ensure that it conforms to ISSF Rules. The shooter is responsible for presenting all guns and equipment, including any questionable equipment and/or accessories for official inspection and approval before use.

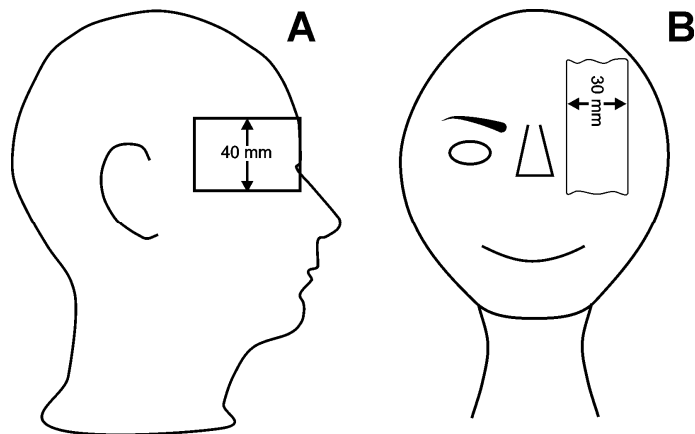
6.4.3 The Organizing Committee must inform team officials and shooters, in sufficient time prior to the competition, where and when they may have their equipment inspected.

6.4.4 The Equipment Control Section will be assisted and supervised by a Jury Member(s).

6.4.5 The Equipment Control Section must register the name of the shooter, the make (manufacturer), serial number, and caliber of each gun approved on an Equipment Control Card.



- 6.4.6** All approved equipment must be marked with a seal or sticker and the approval must also be recorded on the Equipment Control Card.
- 6.4.6.1** **For Running Target:** Examined rifles are to be marked in such a way that the exchange of a sight, or the addition of compensating weights that were not officially weighed, would be immediately recognizable.
- 6.4.7** After equipment has been approved, it must not be altered at any time prior to or during the competition in any way that would conflict with the ISSF Rules.
- 6.4.8** If there are any doubts regarding an alteration, the equipment must be returned to Equipment Control for re-inspection and approval.
- 6.4.9** Approval of any equipment is valid only for the competition for which the inspection was made.
- 6.4.9.1** **For Rifle:** If a shooter's equipment has not been passed by a "One time only" equipment control then the equipment is valid only for that championship.
- 6.4.10** All shooters must be provided with a Bib (Start) number for use on the back of the outer garment above the waistline during the full time of the competition. The Bib (Start) must display the allocated number, family name, initials and the nation of the shooter. The IOC abbreviation of the nation must be used. The height of the letters should be as big as possible and should not be less than 20 mm (for Shotgun see separate rule).
- USA**
6.4.10A In USA Shooting sanctioned competitions, start number (bibs) are not mandatory. If start numbers (bibs) are provided for the event, they must be worn as issued, with no modifications. The bib must be worn on the back with the entire bib above the waist. Organizing committees are encouraged to use them if at possible, particularly in finals. The nation and the name of the shooter are not required.
- 6.4.10.1** **Bib (Start) numbers** must be worn by all shooters, on their backs and above the waist, at all times while participating in pre-event training if available and competition. If the Bib (Start) number is available and not worn, the shooter may not commence/continue.
- 6.4.10.2** All shooters must comply with the ISSF Eligibility and Sponsorship Rules (Section 4 of the Official Statutes Rules and Regulations). This Section covers the rules to compete in ISSF competitions and such matters as: Emblems, Sponsorship, Advertising and Commercial Marking of Clothing together with Controls and Sanctions.
- USA**
6.4.10.2B Those who have signed the USA Shooting Code of Conduct must comply with 6.4.10.2 above. All other competitors do not fall under this rule.
- 6.4.10.3** **Side Blinders** (either or both sides) attached to the hat, cap, shooting glasses, or to a head band, not exceeding 40 mm deep are permitted (A). These blinders must not extend further forward than to a line from the center of the forehead.
- A piece to cover the non aiming eye not larger than 30 mm wide is permitted (B).



6.5 PRE-MATCH ADMINISTRATION

(Firing Point Allocation and Elimination Matches)

6.5.1 National Federations must submit final entries with the names of the shooters for individual and/or team events to the Organizing Committee at least 30 days in advance of the championships.

USA
6.5.1A At USA Shooting sanctioned competitions, final entries must be completed prior to the start of the event.

6.5.2 Shooters and Team Officials must be informed of the exact shooting time schedules no later than 12:00 hours on the day preceding the competition. This rule also applies for training.

USA
6.5.2A At USA Shooting sanctioned competitions, squadding may be posted at the range in time for the arrival of the competitors.

6.5.3 A shooter, in a team event only, may be replaced by an already registered shooter not later than 30 min before the scheduled start time for that event. This rule also applies for competitions composed of several parts or carried out over several days.

6.5.4 Basic principles for firing point allocation

6.5.4.1 Individual shooters and teams (nations) should be able to shoot under conditions that are as near to equal as possible.

USA
6.5.4.1A On ranges where relatively equal conditions are not available on the entire range, or in selection matches where leading shooters must be given conditions as equal as possible, firing points may be allocated by seeding them according to scores in qualifying competition or previous results in the same competition.

6.5.4.1.1 Shooters from the same nation should not be allocated adjacent firing position.

6.5.4.1.2 Shooters from the same nation should be split as equitably as possible between relays.

6.5.4.1.3 If more than one relay is used in team competitions, then team members must be distributed equitably between the relays.

6.5.4.2 The random allocation of shooters to firing points and relays may be done either by the drawing of the lots or with a computer program suited to this purpose, under supervision of the Technical Delegate(s).



- 6.5.4.3** Whenever draws are used to determine firing positions the Technical Delegate must approve the range constraints to be taken into account.
- 6.5.4.4** **10 m Air Rifle and Air Pistol Events**
- 6.5.4.4.1** If there are more shooters than targets in air rifle / air pistol events the targets must be distributed by drawing lots for two or more relays.
- 6.5.4.5** **Elimination Events for Outdoor Ranges**
- 6.5.4.5.1** If the number of shooters exceeds the useable capacity of the range, an Elimination must be conducted.
- USA** In USA Shooting sanctioned competitions the organizing committee may allocate firing points based on the order in which the entires are received up to range capacity, PTO score, orther qualifying score, state resident, etc.
- 6.5.4.5.1A**
- 6.5.4.5.2** Any Elimination must be over the complete course of fire.
- 6.5.4.5.3** The qualfication shooters must consist of a proportionate number of highest ranking shooters from each elimination relay, counting only those who participate. The number of shooters who will qualify must be announced as soon as possible.
- 6.5.4.5.4** **Formula:** The usable number of firing points is divided by the total number of shooters starting in the competition multiplied by the number of shooters starting in the relay to give the number of shooters going forward from the Elimination to the Qualification, e.g. 60 firing points and 101 shooters;
- 1st relay: 54 shooters start = 32.08 → 32 shooters forward;
- 2nd relay: 47 shooters start = 27.92 → 28 shooters forward.
- 6.5.4.6** When team matches are programmed and eliminations are required, team members/nations must be equitably divided between the elimination relays. Team scores are taken from these relays.
- 6.5.4.6.1** If insufficient targets are available to allocate two team members from each team to the first relay and the remaining member from each team to the second relay, then it will be necessary to have three relays with one member from each team on each relay.
- 6.5.4.7** A shooter who does not qualify must not be allowed to participate further in the event.
- 6.5.4.7.1** If there are tied scores for the last places in an elimination the order of ranking will be determined according to the Tie Breaking Rules.
- 6.5.4.8** If a rifle competition lasts for more than one day, all shooters must fire an equal number of shots in the same position or positions each day.
- 6.5.4.8.1** If a pistol competition is divided into two (2) parts or days, all shooters must finish the first part before the second part or day may begin. All shooters must fire an equal number of shots / series each day.
- 6.5.4.9** **Firing point allocation - 25 m Rapid Fire Pistol Event**
- 6.5.4.9.1** The second 30 shot stage must begin only after all shooters have completed the first 30 shot stage. If there are fewer shooters than are



necessary to completely fill all relays then gaps must be left in the last relay of the first stage and in the last relay of the second stage when the event is held over two (2) days.

6.5.4.9.2 For the 2nd stage, the order of relays must be changed as follows:

6.5.4.9.2.1 A shooter having fired in the left side firing station in the first stage, must shoot in the right side firing station (of the same Range Section) in the second stage (and vice versa).



6.5.4.9.3 When the event is held on one day

6.5.4.9.3.1 All shooters in any relay for the first stage all shoot together again in one relay in the second stage, and in the same Range Sections although reversed; for example:

Stage	Relay	Range Section 1		Range Section 2		Range Section 3		Range Section 4	
		A	B	C	D	E	F	G	H
1	1	1	2	3	4	5	6	7	8
1	2	9	10	11	12	13	14	15	16
1	3	17	18	19	20	21	22	23	24
1	4	25	26	27	28	29	30	31	32
2	1	2	1	4	3	6	5	8	7
2	2	10	9	12	11	14	13	16	15
2	3	18	17	20	19	22	21	24	23
2	4	26	25	28	27	30	29	32	31

6.5.4.9.4 When the event is held over two days

6.5.4.9.4.1 For a competition to be completed in two days the first relay in the second stage must be the middle relay of the first stage, or if there is an equal number of relays, the relay immediately after the middle of the first stage; for example:

Stage Day	Relay	Range Section 1		Range Section 2		Range Section 3		Range Section 4	
		A	B	C	D	E	F	G	H
1	1	1	2	3	4	5	6	7	8
1	2	9	10	11	12	13	14	15	16
1	3	17	18	19	20	21	22	23	24
1	4	25	26	27	28	29	30	31	32
2	1	18	17	20	19	22	21	24	23
2	2	26	25	28	27	30	29	32	31
2	3	2	1	4	3	6	5	8	7
2	4	10	9	12	11	14	13	16	15

6.5.5 In the **Shotgun events** see squadding draw.

6.5.6 Running Target

6.5.6.1 Every shooter must shoot the entire competition on the assigned range. Any change in range assignments may be made only if the Jury decides that there are different range conditions such as light conditions.

6.5.6.2 If the event is conducted in one (1) day, the order of shooting for the second stage must remain the same as the order of shooting for the first stage.

6.5.6.3 If the event is conducted over two (2) days the shooter in the lowest ranking position at the end of the first day shoots first on the second day, and the shooter in the highest ranking position at the end of the first day shoots last on the second day.



6.5.7 Training

6.5.7.1 Official Training

Official Training must be provided the day following the official arrival day.

6.5.7.2 Pre-Event Training

For Rifle, Pistol and Running Target the range must be available; a minimum of one (1) hour (minimum total time – not per shooter) for a short training period on the day before the event. This is in addition to the official training day(s) in the program (for Shotgun see separate rule).

USA
6.5.7.2A At USA Shooting sanctioned matches, the range should be available if possible the day before the event and training provided as possible.

6.5.7.3 Unofficial Training

In addition to the Official Training shooters should be given the opportunity to train, insofar as this is possible from the organizational point of view.

6.5.7.4 Function Firing Range

A specially designated supervised function firing range, without targets, must be provided for shooters to test guns.

USA
6.5.7.4A At USA Shooting sanctioned competitions the function firing range is optional based on availability of a facility.

6.6 COMPETITION JURIES

6.6.1 At ISSF supervised Competitions / Championships, juries must be formed in accordance with ISSF General Regulations to advise, assist and supervise the competition officials appointed by the Organizing Committee. A Range Jury must be appointed to supervise the conduct of events. A Classification Jury must be appointed to supervise scoring and ranking. An Equipment Control Jury must be appointed. All Juries when on duty are required to wear the “ISSF Jury vest” which must be purchased from the ISSF Headquarters.

USA
6.6.1A See USA Shooting General Regulation 2.6.4. At USA Shooting sanctioned competitions a jury of at least three member will be appointed by the competition organization committee, when needed and in accordance with GR 2.6.4

6.6.1.1 The Range Officers are responsible for the actual conduct of the competition while the Jury acts in an advisory and supervisory capacity. They must cooperate fully together. The Range Officers and Jury are responsible to the Organizing Committee and to the ISSF, respectively, for the conduct of the competitions in accordance with ISSF Regulations and Rules.

6.6.1.2 All Range Officers and Members of the Juries must be familiar with the ISSF Rules and they must ensure that these Rules are enforced in a fair and equitable manner during the competitions.



- USA**
6.6.1.2A At USA Shooting sanctioned competitions, all range officers and jury members must be familiar with the USA Shooting Rules and must ensure that these Rules are enforced in a fair and equitable manner during the competitions.
- 6.6.1.3** Members of a Jury or Juries have the right to make individual decisions during the competitions, but should confer with other Jury Members and Range Officers when any doubt exists. If a Team Official or Shooter does not agree with a decision of an individual Jury Member, a decision of the majority of the Jury may be sought by making a written protest.
- 6.6.2** **Duties and Functions of the Jury**
- 6.6.2.1** Before the beginning of the competition, each discipline Jury must examine the shooting ranges and check the organizational arrangements and organization of operating personnel, etc., to ensure that they conform to ISSF Rules. This is independent of an earlier check by the Technical Delegate.
- 6.6.2.2** When electronic scoring targets are used, targets must be checked for functioning and accuracy under the supervision of the Technical Delegate.
- 6.6.2.3** The Juries must supervise the examination of the guns, equipment, and accessories (in the Equipment Control Section), and continuously observe the shooting positions and the equipment of the shooters.
- 6.6.2.4** The Juries have the right to examine the guns, equipment, positions, etc., of the shooters at any time, even during the competitions. During the competition, their approach should not be made while the shooter is firing a shot (or series of shots in timed fire events). Immediate action must, however be taken when a matter of safety is involved.
- USA**
6.6.2.4A At USA Shooting sanctioned competitions the competition staff may accomplish these tasks.
- 6.6.2.5** The Juries must supervise target distribution, the allocation of firing points and shooting time schedules.
- USA**
6.6.2.5A See GR 2.6.4 and GR 2.6.5
- 6.6.2.6** The Juries must deal with any protest(s) which have been submitted to the Organizing Committee in accordance with the ISSF Regulations and Rules. After consultation with the Range Officers and others directly concerned the Jury must rule on the protest(s).
- 6.6.2.7** A majority of the Jury must always be present on the range during a competition so that, if necessary, a Jury meeting can be called and decisions made immediately. The Chairman of the Jury must ensure the presence of sufficient member(s) of the Jury at all times including during all trainings.
- 6.6.3** The Jury must decide all cases which are not provided for in the ISSF Regulations and Rules. Such decisions must be made within the spirit and intent of the ISSF Regulations and Rules. Any such decisions must be put into writing and sent to the ISSF Secretariat so that necessary rules may be clarified or changed.



USA
6.6.3A At USA Shooting sanctioned competitions the jury will send reports to Competitions Manager, USA Shooting.

6.6.4 Shooters and Team Officials must not be members of a Jury. Jury Members must not advise or assist shooters beyond the scope of the ISSF Rules at any time during the competition.

USA
6.6.4B For USA Shooting sanctioned competitions see GR 2.6.4

6.7 **COMPETITION OFFICIALS**

Must refrain from any conversation with the shooter or from making any other comments regarding the score or the time remaining in the competition.

6.7.1 **Duties and Functions of the Chief Range Officer**

6.7.1.1 A Chief Range Officer must be appointed for each event on a specific range and is in charge of all Range Officers and Range Personnel. He is responsible for the correct conduct of the shooting event. He will be responsible for all range commands and must also be responsible for assuring the co-operation of all Range Personnel with the Jury;

6.7.1.2 responsible for the rapid correction of any equipment failures and for making available the necessary experts and material to operate the range. The Chief Range Officer must resolve any irregularities which other Range Officers cannot resolve. A repair service must be at the Chief Range Officer's immediate disposal at all times. For cases that exceed the capabilities of the repair service, additional provisions must be made;

6.7.1.3 responsible for the efficient and rapid scoring of all targets in co-operation with the Chief Classification Officer;

6.7.1.4 if necessary to participate in the drawing of lots for the assignment of firing points.

USA
6.7.1.4A Responsible for and may perform any and all duties outlined in 6.7.2.

6.7.2 **Duties and Functions of the Range Officer**

A Range Officer must be appointed for each range section or for each five to ten firing points. Range Officers must:

6.7.2.1 be responsible to the Chief Range Officer for the conduct of the competition in the target section entrusted to them but must cooperate with Jury Members at all times;

6.7.2.2 call the shooters on to their firing points;

6.7.2.3 check the names and Bib (Start) numbers of shooters to ensure that they correspond with the start list, range register and small scoreboards if used;

6.7.2.4 ensure that the guns and sights, equipment and accessories of shooters have been examined and approved;

6.7.2.5 check the shooters' shooting positions and advise the Jury of any irregularities;



- 6.7.2.6 give the required or necessary commands;
 - 6.7.2.7 take any necessary actions following a malfunction, protest, disturbance, or any other matter arising during the competition;
 - 6.7.2.8 be responsible for the accurate recording of shots by the Register Keepers when using paper targets;
 - 6.7.2.9 supervise the correct operation of the targets;
 - 6.7.2.10 receive protests and pass them on to a Jury Member;
 - 6.7.2.11 be responsible for the recording of all irregularities, disturbances, penalties, malfunctions, cross-fires, extra time allowed, repeated shots, etc. on an incident report, range register and the target or printer strip and on the small scoreboard when appropriate.
- USA**
6.7.2.11A If Register Keepers are not used, backer targets are preferred to detect cross-fires. Every effort should be made to use backer targets for this purpose.
- 6.7.3 **Duties and Functions of the Register Keeper – Paper Targets**
- A Register Keeper should be appointed for each firing point. Register Keepers must:
- USA**
6.7.3A Register Keepers are not required at USA Shooting sanctioned competitions. See USA 6.7.2.11A.
- 6.7.3.1 fill out or verify the corresponding information on the scorecard and scoreboard, (shooter's name, Bib (Start) number, firing point number, etc.);
 - 6.7.3.2 inform the shooter when his sighting and competition targets are ready for firing. The shooter must inform the Register Keeper clearly whether he wishes to fire sighting or competition shots; this must be confirmed by the Register Keeper. In order to avoid language difficulties the shooter may be given two cards with the words **SIGHTING** and **COMPETITION**. In addition, each card should be imprinted with a small replica of a sighting or competition target. The shooter merely has to show the Register Keeper the appropriate card;
 - 6.7.3.3 have a telescope if remote operated target changing is used. If the Register Keeper controls the target changing, he must wait a few seconds before signaling to change the target, in order to give the shooter the opportunity to spot his shot;
 - 6.7.3.4 enter the preliminary value of every shot on the scorecard and on the scoreboard above or beside his desk for the benefit of the spectators;
 - 6.7.3.5 on ranges where the targets are returned mechanically to the firing line, collect the targets immediately after each series of ten shots and place them in a locked container to be collected by authorized personnel for delivery to the Classification Office;
- 6.7.4 **Duties and Functions of the Register Keeper – Paper Targets – Running Target**



- 6.7.4.1** Examines the entries on the range assignment list and score cards to assure that the name of the shooter, Bib (Start) numbers, range numbers and nations agree.
- 6.7.4.2** Writes down the indicated score and compares this with the TV monitor when it is in use. Entries on the score cards are to be made in such a way that the Classification Office can identify right and left runs.
- 6.7.4.3** **Duties and Functions of the Line Officer– Running Target**
- 6.7.4.3.1** The Line Officer must be located so that he can observe the readiness of the shooter and is able to hear the shooter’s READY command. He must be able to observe the score keeping system after each shot, see the result of scoring, and at the same time observe the signal to start the target.
- 6.7.4.3.2** The Line Officer operates the starting button, the stop button, and the switch to change from slow to fast runs. If no electronic program switch is provided for the mixed runs event, the necessary switching must be executed under a plan approved by the Jury.
- 6.7.5** **Duties and Functions of the Target and Pit Officers – Paper Targets**
- USA** Pit Officers are not required on ranges without pits.
- 6.7.5A**
- 6.7.5.1** The number of Pit Officers should correspond to the number of Range Officers. In a pit operation, they are responsible for their assigned range section or group of targets to ensure that targets are changed rapidly, scored, marked and raised for the shooter’s next shot.
- 6.7.5.2** If a shot hole cannot be located on a target, the Pit Officer is responsible for determining whether the shot hole is on a neighboring target and, in consultation with the Jury and Range Officer, resolving the situation.
- 6.7.5.3** When automatic target boxes are used, the Pit Officers are responsible for loading the correct targets in the boxes, for removing the targets and preparing them for delivery to the Classification Office. They are also responsible for marking on the targets any irregularities which may have occurred.
- 6.7.5.4** Ensure that there are no shot holes on the white surface of the target, and that any shot marks on the frame are clearly marked.
- 6.7.6** **Duties and Functions of the Pit Officer – Paper Targets – Running Target**
- A Pit Officer and an assistant must be stationed at each side of all ranges used during the competition. The Pit Officer is responsible for:
- 6.7.6.1** ensuring that the correct targets are attached to the frame in the specified sequence;
- 6.7.6.2** correctly positioning 50 m half targets or repair centers. Correctly applying patches to cover bullet holes. Establishing the rhythm of score indicating, etc.;



- 6.7.6.3 examining the target after each run and ensuring that every shot is correctly signaled for both value and location;
- 6.7.6.4 ensuring that the target is facing in the correct direction before each run;
- 6.7.6.5 bullet holes close to a scoring ring must be given the lower value when indicating the score.
- 6.7.6.6 at the conclusion of each stage, the targets must be removed from the frame and placed in a secure container to await transfer to the Classification Office. Target couriers must transmit targets and report sheets to the Classification Office at least after every second shooter finishes firing.
- 6.7.6.7 Sighting shots on 50 m targets must be covered with black patches.
- 6.7.6.8 Each series begins with 4 sighting shots. If the shooter does not shoot the sighting shots, black patches must be stuck on the corresponding targets outside the rings.
- 6.7.6.9 Competition shot holes on 50 m targets must be covered with transparent patches. Only the outer part of shot holes which are close to a scoring ring should be covered to assist the Classification Office in scoring. The last hit on each target must remain uncovered.
- 6.7.6.10 **Specific Rules for Running Target 10 m Competition**
- 6.7.6.10.1 Depending on the system used, target changing can be done with one Pit Range Officer and an assistant if adequate safety baffles are available. The Pit Range Officer or his assistant is responsible for changing the target during the standard rhythm time.
- 6.7.7 **Target Officer – Paper Targets – 25 m**
- 6.7.7.1 A Target Officer must be appointed for each Range Section or for each five to ten targets. The number of Target Officers must correspond to the number of Range Officers.
- 6.7.7.2 **The Target Officer must:**
- 6.7.7.2.1 be responsible for the group of targets entrusted to him;
- 6.7.7.2.2 he must call to the attention of the Jury Member all hits of doubtful value and, after the decision is made, he must signal the location and value of shots;
- 6.7.7.2.3 ensure that targets are scored rapidly, accurately and efficiently marked, patched and/or changed, as necessary and as required by the Rules;
- 6.7.7.2.4 assist to resolve doubtful situations according to ISSF Rules in coordination with the Range Officer and the Jury.
- 6.7.7.3 **Second Register Keeper – Paper Targets – 25 m**

All stages of all the 25 m events are scored officially on the range. The Second Register Keeper is at the target line. He must record scores on the score cards as called by the Target Officer. If there is a difference between the score marked by the Register Keeper and the Second



Register Keeper which cannot be resolved, the score recorded by the Second Register Keeper will be the valid one.

6.7.7.4 Marker

The Marker must not patch the holes on the target or Control Sheet, nor on the Backing Targets, or change targets or Control Sheets until scoring is completed.

6.7.8 Jury Members on the Target Line – 25 m

6.7.8.1 For 25 m events when using paper targets, a Jury Member from the Classification Jury and/or the Pistol Jury must be appointed for each Range Section or for each five to ten targets (i.e. one per Target Officer). He must accompany the Target Officer at the Target Line.

6.7.8.2 The Jury Member must check that the targets are inspected before scoring commences, looking for the correct number of shots, proximity to the scoring lines, etc. Doubtful situations must be resolved before scoring commences.

6.7.8.3 Decisions on doubtful situations must be made simultaneously by two (2) Jury Members and the Target Officer. One member of the Jury will act as chairman and will insert the plug gauge, if necessary.

6.7.8.4 The Jury Member at the Target Line must ensure that all results recorded by the Second Register Keeper at the Target Line are correct, also that Jury decisions are duly noted and certified on the score cards.

6.7.8.5 The Jury Member must ensure that the targets are not patched, and shots are not indicated by the colored discs until after doubtful situations have been resolved and the score has been recorded correctly by the Second Register Keeper.

6.7.8.6 When using **Electronic Scoring Targets**, member(s) of the Classification Jury will be present to assist in the resolution of any matters relating to scoring. Members of the Pistol Jury must assist in cases where actions or decisions need to be taken and there are only two or less Jury Members available from the Classification Jury.

6.7.9 Target Officer – Electronic Scoring Targets

6.7.9.1 Target Officers must ensure that there are no shot holes on the white surface of the target, and that any shot marks on the frame are clearly indicated, patch the **Backing Targets** and the **Backing Cards** and change the **Control Sheets**.

6.7.9.2 The **Backing Targets** and **Backing Cards** and **Control Sheets** must not be patched or changed until after all scoring is completed.

6.7.10 Technical Officers – Electronic Scoring Targets

6.7.10.1 Technical Officers may be appointed to operate and maintain the Electronic Scoring Target equipment; they may offer advice to Range Officers and Jury Members but must not take any decisions.

6.7.10.2 Prior to the commencement of each relay of an event, a Jury Member must inspect the Electronic Scoring Targets to confirm the following:

6.7.10.3 that there are no shot holes on the white surface of the target;



- 6.7.10.4 any shot marks on the frame are indicated clearly;
- 6.7.10.5 the Backing Targets are free of shot holes;
- 6.7.10.6 the Backing Cards are free of shot holes;
- 6.7.10.7 the Control Sheets are renewed.
- 6.7.11 Procedure for Examination of Electronic Scoring Targets (EST)
following a Score Protest, Complaint, No Indication etc.
- 6.7.11.1 A Jury Member collects the following items (and the number of the firing point and the orientation of the card, sheet or target, the relay and series and the time of collection must be noted on each):
 - 6.7.11.1.1 the Control Sheet (25 m / 50 m). If the location of any shot hole is out of the area of the Control Sheet, the geometric relation between the shot holes on the Control Sheet and the Backing Card must be made before the Control Sheet is removed;
 - 6.7.11.1.2 the Backing Card (25 m / 50 m / 300 m);
 - 6.7.11.1.3 the Backing Target (25 m);
 - 6.7.11.1.4 the black paper strip (10 m);
 - 6.7.11.1.5 the black rubber band (50 m);
 - 6.7.11.1.6 the Range Incident Report;
 - 6.7.11.1.7 the LOG print;
 - 6.7.11.1.8 the data record from the electronic scoring target computer (if necessary).
- 6.7.11.2 A Jury Member must examine the face of the electronic scoring target, and the frame, and record the location of any shots outside the black aiming mark.
- 6.7.11.3 No CLEAR LOG must be made before the Classification Jury has given permission.
- 6.7.11.4 The number of shot holes must be counted and their location taken into account. The Jury Members must examine the items above and then make independent assessments before a formal Jury decision is made.
- 6.7.11.5 A Jury Member must supervise any manual intervention of the control computer results (e.g. introduction of penalties, corrected scores after malfunctions etc.).
- 6.8 **SCORING PROCEDURES**
- 6.8.1 The Classification Office must publish Preliminary scores on a Range Scoreboard as soon as possible after each relay and stage and completion of each event.
 - 6.8.1.1 The Final Results must be published on the Main Scoreboard after the Protest time has expired.
- 6.8.2 The Official Results Booklet must contain the following:
 - 6.8.2.1 a list of contents;



- 6.8.2.2 a Results Certification Page (to be signed by the Technical Delegate(s) and all Jury Chairmen);
- 6.8.2.3 a list of Competition Officials;
- 6.8.2.4 a list of Entries by Nations and events;
- 6.8.2.5 the Competition Schedule;
- 6.8.2.6 a list of Medalists by name;
- 6.8.2.7 a list of Medals by Nations by number;
- 6.8.2.8 a list of New and Equaled Records;
- 6.8.2.9 the Final Results in the standard ISSF order of events (Men – rifle 10 m, 50 m and 300 m, pistol 10 m, 50 m and 25 m, shotgun trap, double trap and skeet, running target 10 m and 50 m; Women – same order; Men Junior – same order; Women Junior – same order).
- 6.8.2.9.1 These lists must contain the full names as used in the ISSF ID Numbers (family name (capital letters), full given name (first letter capital-rest small letters)), Bib numbers and the Nation (official IOC code) of each shooter.
- 6.8.2.9.2 The following abbreviations must be used in the result list when appropriate:

DNF	Did not Finish
DNS	Did not Start
DSQ	Disqualified
WR	New World Record
EWR	Equaled World Record
FWR	New Final World Record
EFWR	Equaled Final World Record
WRJ	New World Record Junior
EWRJ	Equaled World Record Junior
OR	New Olympic Record
EOR	Equaled Olympic Record
FOR	New Final Olympic Record
EFOR	Equaled Final Olympic Record

- 6.8.3 One (1) copy of the official result lists of each event must be sent to the ISSF Secretariat via Fax or Email immediately after it has been verified, but not later than the end of the competition day.
- USA**
6.8.3A Rule 6.8.3 does not apply at USA Shooting sanctioned competitions.
- 6.8.4 One (1) hard copy and/or electronic copy of the complete official result lists must be sent to the ISSF Secretariat immediately upon conclusion, at the latest within three (3) days after the completion of the events.
- USA**
6.8.4A Within 30 days of completion of USA Shooting sanctioned competitions, the Match Director will send fees and scores to the Competitions Manager, USA Shooting.
- 6.8.5 The **Classification Jury** must supervise the scoring and all work done in the Classification Office and on the 25 m target line. It directs how



any questionable shots must be scored, determines their value, and resolves any questions or scoring protests. The official final results list must be verified and signed by a Member of the Classification Jury to confirm its accuracy.

- 6.8.6** When **Electronic Scoring Targets** are used many of the functions are undertaken by these machines, however the Classification Jury must resolve any queries/protests relating to scoring.
- 6.8.7** At ISSF supervised Competitions / Championships the targets of the following events must be scored in the Classification Office:
- 6.8.7.1** all Rifle events at 10 m, 50 m and 300 m (paper targets only);
- 6.8.7.2** all Pistol events at 10 m and 50 m (paper targets only); all 25 m Pistol Events (paper targets only) are scored at the target line.
- 6.8.7.3** all Running Target events at 10 m and 50 m (paper targets only);
- 6.8.7.4** all results in those events or stages which are scored at the shooting range are considered preliminary results.
- 6.8.8** All targets for events to be scored in the Classification Office must be transported in a locked container from the target line to the Classification Office under suitable security.
- 6.8.9** Competition targets for events which are scored in the Classification Office must be numbered and must agree with the scorecard. The Classification Office is responsible for the correct numbering of the targets and must verify the targets prior to every event before they are released to the Chief Range Officer or other range officials.
- USA**
6.8.9A At USA Shooting sanctioned competitions the targets may be used at the scorecard.
- 6.8.10** The Chief Range Officer and the Chief of the Classification Office are responsible for the quick delivery of targets to the Classification Office for scoring immediately after they have been fired, so that there will be no delay in the completion of the results list.
- 6.8.11** In the Classification Office, the following scoring procedures must be checked by a second official:
- 6.8.11.1** determining the value of individual shot;
- 6.8.11.1.1** determining and counting inner tens;
- 6.8.11.2** adding shot values or points to be deducted;
- 6.8.11.3** entries on the main scoreboard;
- 6.8.11.4** adding the individual series and overall total.
- 6.8.12** Each official must certify his work by initialing the target, score card or results list.
- 6.8.13** Independent of the results determination, the Classification Jury must examine the 10 best individual and the 3 best team results prior to the publication of the final results list.
- 6.8.14** **Value of Shots**



- 6.8.14.1** All bullet holes are scored according to the highest value of the target scoring zone or ring that is touched by that bullet hole. If any part of a scoring ring (demarcation line between the scoring zones) is touched by the bullet, the shot must be scored the higher value of the two scoring zones. Such a hit is determined by whether the bullet hole or a plug gauge inserted in the hole touches any part of the outside edge of the scoring ring.
- An exception to this Rule is the scoring of inner tens on the air rifle target.
- USA**
6.8.14.1A **Another exception to this Rule is the scoring of tens and inner tens on the 50 foot rifle target (see Rule USA 6.3.2.2C)**
- 6.8.14.2** Shots in dispute must be determined as to value by means of a gauge or other device. Gauges must always be inserted into the shot hole with the target in the horizontal position.
- USA**
6.8.14.2A Gauges certified by USA Shooting may be used in USA Shooting sanctioned competitions.
- 6.8.14.3** When the accurate use of the plug gauge is made difficult by the close proximity of another bullet hole, the shot value must be determined by means of an engraved gauge of some flat, transparent material, to aid in reconstructing the position of a scoring ring or number of bullet holes which may overlap.
- 6.8.14.4** If two scoring officials do not agree on the value of a shot, a decision from the Jury must be requested immediately.
- USA**
6.8.14.4A In USA Shooting sanctioned competitions, a third qualified scorer or scoring supervisor or jury member may resolve the question of shot value
- 6.8.14.5** The plug gauge may be inserted only once in any bullet hole and only by a Jury Member. For this reason the use of a gauge must be marked on the target by the scoring officials, together with their initials, and showing the result.
- 6.8.14.6** Hits outside the scoring rings of the shooter's own target are scored as misses.
- 6.8.15** All irregularities, penalties, misses, malfunctions, extra time allowed, repeated shots / series or annulment of shots, etc., must be clearly marked and recorded on a Range Incident Report Form IR (see form at the end of these Rules), the Range Register, printer strip, on the target and on the score card (paper target) by a Range Officer and/or Jury Member for the attention of the Classification Office.
- 6.8.16** **Deductions from the score** must always be made in the series in which the violation occurred. If general deductions are involved they must be made from the lowest value competition shot(s) in the first series.
- 6.9** **SCORING PROCEDURES (PAPER TARGETS) 25 M EVENTS**
- 6.9.1** The score card (kept by the Second Register Keeper) must be signed by the Target Officer and the Target Line Jury Member. This original



card must be sent to the Classification Office by a secure means, for verification of addition and final recording.

USA
6.9.1A In USA Shooting sanctioned competitions other than National Championships and Selection Matches, the targets may be scored and repaired after each 10 shot double series.

USA
6.9.1B When non-mechanical paper target systems are used in selection matches, the targets may be scored and repaired after each 10 shot double series.

6.9.1.1 Skid Shots

6.9.1.1.1 Shots fired while the target is in motion must not be scored as hits unless the greatest horizontal dimension of the bullet hole (surface lead/bullet marking on the target is ignored) measures not more than 7 mm in the 25 m Rim fire 5.6 mm (.22") Events, or 11 mm in the 25 m Center Fire Pistol Event.

6.9.1.1.2 The horizontally elongated bullet hole in the target must be measured with a skid gauge. When the inside edge of the engraved lines touches a scoring ring, the score will count to the higher value of the two zones

6.9.1.2 The Jury must supervise all scoring procedures.

6.9.1.2.1 Marking, Scoring and Recording Shot Values

6.9.1.2.2 As soon as the Target Officer receives the signal that the range is safe, the targets must be faced. The Target Officer, along with at least one Jury Member, must signal the values of the bullet holes on each target and call them loudly to the Register Keeper on the firing line. The Register Keeper records them on the Range Register and on the small scoreboard near his desk.

6.9.1.2.3 The Second Register Keeper must accompany the Target Officer and record the value of the shots on a scorecard as they are called by the Target Officer.

6.9.1.2.4 The position and value of the shot on the target must be indicated to the shooter and spectators as follows:

6.9.1.2.4.1 using colored spotting discs in the 25 m Rapid Fire Pistol Event. These discs should have a diameter of 30 mm to 50 mm. They must be colored red on one side and white on the other. They should have a spindle through the center of the disc extending on both sides of approximately 5 mm diameter and 30 mm in length. After every five shot series, and after the value of the shots has been decided and called, the discs must be placed in the bullet holes by the Target Officer;

6.9.1.2.4.2 a ten must be indicated with the red side facing the shooter. Values less than ten must be indicated with the white side facing the shooter. After the hits have been indicated in this manner, the total result for the series must be shown on the small scoreboard near the target line, and recorded by the Second Register Keeper. The series total must also be called. The discs must then be removed and the targets patched;

6.9.1.2.4.3 in the 25 m Standard Pistol, 25 m Pistol and 25 m Center Fire Pistol Events, shot values and locations are indicated by means of a wand



with a handle approximately 300 mm long and with a small disc on one end with a diameter of 30 mm to 50 mm, colored red on one side and white on the other. The disc must be placed over the bullet hole(s) in the ten ring with the red side facing the shooter, as the Target Officer calls the value of the hit(s). For bullet holes with a value less than ten, the white side must be shown. Where a series of shots are fired at the same target, the scores should be called commencing with the tens. The total for the series should be called after all shots have been indicated individually.

- 6.9.1.2.4.4 Sighting shots must be indicated and recorded.
- 6.9.2 **For targets scored officially on the range**
- 6.9.2.1 The Target Officer and the Range Officer must verify that the results on the scoreboard are the same as recorded at the Target Line.
- 6.9.2.2 Should there be any difference of opinion regarding the recording of a shot value, the matter must be resolved immediately.
- 6.9.2.3 As soon as shots are indicated and recorded:
 - 6.9.2.3.1 the targets must be patched and made ready for the next series (Rapid Fire Pistol Event and Rapid Fire Stages); or
 - 6.9.2.3.2 the targets must be replaced and the Backing Targets patched or replaced for the next series;
 - 6.9.2.3.3 the targets and Backing Targets must be removed rapidly and replaced with new targets for the next shooter.
- 6.9.2.4 The completed scorecard should be signed by the shooter next to the score total before leaving the range to identify their score.
- 6.10 **RULES OF CONDUCT FOR SHOOTERS AND OFFICIALS**
- 6.10.1 No kind of demonstration or political, religious or racial propaganda is permitted during ISSF supervised Competitions / Championships.
- 6.10.2 Each team must have a Team Leader who is responsible for maintaining discipline within that team. A shooter may be appointed as a Team Leader. The Team Leader must cooperate with range officials at all times in the interest of safety, efficient operation of the competition and good sportsmanship. A Team Leader is responsible for all official affairs concerning a team.
- USA**
- 6.10.2A All competitors are responsible for their actions on or off the range when entered in a ny USA Shooting sanctioned competition. Any activity that may place any other competitor at a disadvantage is prohibited. An individual participating in such activity may be disciplined.
- 6.10.3 **The Team Leader has the responsibility of:**
 - 6.10.3.1 completing the necessary entries with accurate information and to submit them to the appropriate officials within the designated time limit;
 - 6.10.3.2 being familiar with the program;
 - 6.10.3.3 having team members report, ready to shoot at the designated firing point, at the correct time, with approved equipment;



- 6.10.3.4 checking scores and filing protests, if necessary;
- 6.10.3.5 observing preliminary and official bulletins, scores and announcements;
- 6.10.3.6 receiving official information and requests and passing them on to team members.
- 6.10.4 **The shooter should report**, ready to shoot, at the designated firing point at the correct time, with approved equipment.
- 6.10.5 **Coaching during the conduct of any Event**
- 6.10.5.1 All **types of coaching** while a shooter is on the firing line are **forbidden**. While on the firing line, a shooter may speak only with Jury Members or range officials.
- 6.10.5.2 If a **shooter wishes to speak** with anyone else, the shooter must unload his gun and leave it in a safe condition on the firing line (on the firing line bench if possible). In the case of bolt action guns, the bolt must be both open and back. A shooter may leave the firing line only after notifying a Range Officer and without disturbing other shooters.
- 6.10.5.3 If a **team official wishes to speak** with a team member on the firing line, the team official must not contact the shooter directly or talk with the shooter while he is on the firing line. The team official must obtain permission from a Range Officer or Jury Member, who will call the shooter off the firing line.
- 6.10.5.4 If a team official or shooter violates the rules concerning coaching, a warning must be issued the first time. In repeated cases two (2) points must be deducted from the shooter's score and the team official must leave the vicinity of the firing line.
- 6.10.6 **Penalties for Rule Violations**
- 6.10.6.1 In cases of violation of the Rules or instructions of Range Officers or the Jury, the following penalties may be imposed on the shooter by a Jury Member or the Jury.
- 6.10.6.1.1 A warning to the shooter must be expressed in terms that will leave no doubt that it is an **WARNING** and the yellow card must be shown. However, it is not necessary to precede other penalties with a warning. This must be recorded on a Range Incident Report and noted on the Range Register by a Jury Member.
- USA** At USA Shooting sanctioned competitions, warnings may be expressed verbally without showing a card.
- 6.10.6.1.1A
- 6.10.6.2 Deduction of points from the score, expressed by a minimum of two (2) Jury Members, showing a green card with the word **DEDUCTION**. This must be recorded on a Range Incident Report Form, marked on the printer strip, and noted on the Range Register by a Jury Member.
- 6.10.6.3 Disqualification, expressed by the Jury showing a red card with the word **DISQUALIFICATION**. A disqualification may only be given by decision of a majority of the Jury.
- 6.10.6.3.1 In the case of a disqualification in the Finals the shooter will be ranked on the last place of the participating finalists, but may retain his Qualification score including any shoot-off before the Finals.



- 6.10.6.4** The size of penalty cards should be approximately 70 mm x 100 mm.
- 6.10.6.5** **Infringements should be graded by the Jury as follows:**
- 6.10.6.5.1** in the case of **open violations** of the Rules a **WARNING** must first be given so that the shooter may have the opportunity to correct the fault. Whenever possible, the warning should be given during the training period or sighting shots. If the shooter does not correct the fault within the time stipulated by the Jury, two (2) points must be deducted from his score. If the shooter still does not correct the fault, disqualification must be imposed;
- 6.10.6.5.2** in the case of **concealed violations** of the Rules, when the fault is deliberately concealed, disqualification must be imposed.
- 6.10.6.6** If a shooter **impedes another shooter** in an unsportsmanlike manner when the latter is shooting two (2) points must be deducted. If the incident is repeated, disqualification must be imposed.
- 6.10.6.7** If, when asked to give an explanation for an incident, a shooter consciously and knowingly gives **false information**, two (2) points must be deducted. In serious cases, disqualification may be imposed.
- 6.10.6.8** If a shooter handles a gun in a **dangerous manner** or violates any safety rules, the shooter may be disqualified by the Jury.

6.11 **COMPETITION RULES**

6.11.1 **Handling of Targets**

6.11.1.1 **Paper targets**

6.11.1.1.1 **10 m Air Rifle and 10 m Air Pistol**

- 6.11.1.1.1.1** The changing of the targets is done by the shooters, under the supervision of the Range Officers. The shooter is responsible for shooting on the correct targets.

USA In USA Shooting sanctioned **Pistol** competitions other than National Championships and Selection Matches, the sponsor may specify multiple shots per target (bull's-eye) but not over five (5) shots per target. When multiple shots per target are allowed it must state so in the competition program.

- 6.11.1.1.1.2** Immediately after each series of ten shots the shooter must put the ten targets in a convenient place for the Register Keeper who must put them in a secure container to be collected by authorized personnel for delivery to the Classification Office.

USA In USA Shooting sanctioned competitions, the range officer will instruct shooter as to where to place fired targets and may designate when they will be picked up (i.e. after entire match, etc.).

6.11.1.1.2 **50 m Rifle and 50 m Pistol**

- 6.11.1.1.2.1** If **automatic target carriers** or changers are used, the shooter may control target changing or target changing may be controlled by the Register Keeper. In either case, the shooter is responsible for shooting on the correct target.



6.11.1.1.2.2 If the shooter considers the **marking or target changing is too slow**, he may report this to the Range Officer. If the Range Officer or the Jury considers the claim justified, they must correct the situation. If the shooter or a team official considers there is no improvement, the shooter or a team official may protest to the Jury. The Jury may grant a time extension up to a maximum of 10 minutes. Such claims cannot be made in the last 30 minutes of the competition except in unusual circumstances.

6.11.1.2 Electronic Scoring Targets

It is essential that shooters familiarize themselves during training with the control buttons that alter the target presentation on the monitor screen (ZOOM facility) and that change from a Sighting target to a Match target (MATCH). In 10 m and 50 m events the change from sighters to match is under control of, and is the responsibility of, the shooter. If any shooter is in doubt, he must ask a Range Officer for assistance. In 25 m events the control and responsibility is by the range personnel.

6.11.1.2.1 It is not permitted to **obscure the shooter's monitor-screen** or any part of the screen. The whole screen must be visible to the Jury and range personnel.

6.11.1.2.2 Shooters and Range Officials must **not touch the printer control panels** and/or printer strips before the end of the relay, or event, except when authorized by the Jury. Shooters should sign the printer strip (next to the score total) before leaving the range to identify their score.

6.11.1.2.3 When a shooter fails to sign the printer strip a Jury Member or Range Official should initial this printer strip to allow it to be sent to the Classification Office.

6.11.2 Rules for 10 m and 50 m Rifle and Pistol Events

6.11.2.1 Preparation Time

6.11.2.1.1 Shooters must be given 10 minutes before the competition starts to make their final preparation. During the Preparation Time the sighting targets must be visible. The Chief Range Officer must permit shooters to bring their equipment to the firing point before the Preparation Time, providing any previous relay has finished. The Chief Range Officer will announce when the previous relay has finished. Pre-competition checks by the jury and range officers must be completed before the Preparation Time begins.

6.11.2.1.2 Then they will be given the command "**PREPARATION TIME BEGINS NOW**". Before and during the Preparation Time shooters may handle their guns, dry fire, carry out holding and aiming exercises on the firing line providing there are no personnel forward of the firing points.

6.11.2.2 Start

6.11.2.2.1 No shot may be fired before the start of the event.

6.11.2.2.2 The competition is considered to have started when the Chief Range Officer has given the command "**START**". Every shot fired after the



competitor completes his sighting shots must be recorded for the competition. However, dry firing is allowed.

6.11.2.3 Sighting shots – shots before START and after STOP

6.11.2.3.1 Sighting shots (unlimited in number) may be fired only before the beginning of each competition or position. Once the first competition shot has been fired, no further sighting shots are allowed unless permitted by the Jury in accordance with these Rules. Any further sighting shot(s) fired in contravention of this rule must be scored as miss(es) in the competition.

USA
6.11.2.3.1A When a multiple bull'seye target (with sighting bull'seye) is used, and the shooter in the first fired shot of the target (sighting bull'seye) misses the scoring area of the sighting bull'seye or hits outside the guard line or ring when printed on targets, the shooter shall: halt firing, call a Range Official, have the Range Official verify that the shot is not in the sighting bull'seye. The Range Official shall record this fact and the shooter shall commence firing at the sighting bull'seye again. The Range Official will continue to observe until the shooter's shot hits the scoring area of the sighting bull'seye. At this point, the Range Official will verify all previous shots as sighting shots (they will not be scored as misses) and the shooter will continue firing the match under the rules of the match. No extra time will be allowed for the procedure above. Additional shots outside the scoring rings, or guard line will be scored as record shots. All penalties used in scoring will be in force after the first shot that strikes the sighting bull'seye. This procedure may only be used when there is one shot hole on the target.

USA
6.11.2.3.1B
New When a multiple bull'seye target is used in a match requiring breaking of position to hang additional targets in order to complete the aggregate of the position; the shooter will be given additional sighting time and be allowed to shoot sighters on all sighter bull'seyes on the target. In any case, the shooter will be allowed to use all the sighter bull'seyes on the target but once finished with sighting, the shooter may not return to the sighter bull'seye.

USA
6.11.2.3.1C
New When more than one multiple bull'seye target can be hung at one time; all sighter bull'seyes on all targets hung may be used for sighting by the shooter. Once the shooter goes from sighting to competition, the shooter may not go back to the sighting bull'seyes. If the match requires breaking of position to hang additional targets in order to complete the aggregate of the position; the shooter must be given additional sighting time and all sighting bull'seyes on the targets hung may be used before going to the competition bull'seyes.

6.11.2.3.2 A shot or shots which are **fired before the start** of the official shooting time must incur a **penalty of two (2) points** on the first competition target for each shot fired. A shot or shots, which are not fired at all, must be scored as miss(es) on the last competition target(s). The same applies to shots fired after the end of the official shooting time, unless the Chief Range Officer or a Jury Member has authorized extra time. If a late shot(s) cannot be identified, such shot(s) must be nullified by deducting the highest value shot(s) from that target.



- 6.11.3 Time remaining**
- 6.11.3.1** The Chief Range Officer must inform the shooters of the time remaining by loudspeaker at both ten (10) minutes and five (5) minutes before the end of the shooting time.
- USA**
6.11.3.1A In USA Shooting sanctioned competitions for times stages of 20 minutes, time will only be announced at five (5) minutes and for times stages of ten (10) minutes time will only be announced at two (2) minutes before the end of the shooting time.
- USA**
6.11.3.1B USA Shooting will sanction competitions that last for more than one day if the conditions are essentially the same each day; i.e., indoor. Shooters may shoot on one or more days as specified in the competition program.
- 6.11.3.2** The competition must stop at the command “**STOP**” or at the appropriate signal.
- 6.11.3.3** If a shot(s) is fired after the command or signal “**STOP**”, that shot(s) must be counted as a miss. If the shot(s) cannot be identified the best hit(s) must be deducted from the score of that target and scored as miss(es).
- 6.11.4 Specific rules for the 10 m Air Gun Events**
- 6.11.4.1** If a shooter **releases the propelling charge** during the preparation time he must be given a **WARNING** for the first violation and a **DEDUCTION** of two (2) points from the lowest value shot of the first competition series for the second and subsequent violations.
- 6.11.4.1.1** Any release of the propelling charge, after the first competition target is in place, without a hit on the target will be scored as a miss. Dry firing without release of the propelling charge is permitted except during Finals.
- 6.11.4.1.2** If a shooter wishes to change, or to fill, his gas or air cylinder, he must leave the firing point to do so (permission must be obtained). No extra time will be allowed to compensate for time lost by a shooter who leaves the firing point to change or to fill his gas or air cylinder.
- 6.11.4.2** The gun may only be loaded with one (1) pellet.
- 6.11.4.2.1** If the gun is accidentally loaded with more than one (1) pellet:
- 6.11.4.2.2** if the shooter is aware of the situation, he must raise his non-shooting hand to indicate to a Range Officer that he has a problem. A Range Officer must then supervise the unloading of the gun and no penalty will be incurred. No extra time will be allowed, but the shooter may continue in the normal way;
- 6.11.4.2.3** if the shooter is unaware of the situation at the time, as soon as he realises what has happened he must report it to a range officer, then the following procedure will apply:
- 6.11.4.2.4** if there are two (2) hits on the target, the score of the higher value shot will be counted and the second shot will be annulled.
- 6.11.4.2.5** if there is only one (1) hit on the target, this will be counted.



6.11.5 Interruptions

6.11.5.1 If a shooter must stop firing for **more than three (3) minutes** through no fault of his own, he may demand extra time equal to the amount of time lost, or the time remaining when the interruption occurred, plus one (1) minute, if during the last few minutes of the competition.

6.11.5.2 If a shooter is interrupted **for more than five (5) minutes, or moved to another firing point**, he may have additional unlimited sighting shots at one sighting target at the beginning of his remaining shooting time together with any time extension granted plus an additional five (5) minutes. If automatic paper target systems which have no possibility for providing a new sighting target are in use, the sighting shots should be fired on the next unused competition target. Two (2) competition shots should be fired at the next competition targets (unless there is only one (1) shot remaining according to the instructions given by the Range officials or Jury Members. Range officials or Jury Members must ensure that a complete explanation is recorded on the Range Incident Report and, if applicable, on the Register Keeper's score card..

6.11.5.3 Any **extension of time** allowed by the Jury or Range Officers must be marked clearly, stating the reason on a Range Incident Report and if applicable on the Register Keeper's score card.

USA
6.11.5.3A In USA Shooting sanctioned competitions, if register keepers are not used, rule 6.11.5.4 does not apply.

6.11.6 Infringements and Disciplinary Rules

6.11.6.1 If a shooter begins an event with an **unapproved gun or equipment**, he must be penalized with the deduction of two (2) points from the result of the lowest value shot of the first competition series. He must not be permitted to continue until his gun or equipment has been approved by Equipment Control. He may only resume firing at a time determined by the Jury. No additional sighting shots or extra time will be allowed.

USA
6.11.6.1A In USA Shooting sanctioned competitions, if an equipment check is not performed, rule 6.11.6.1 does not apply. Spot checks of equipment by match officials are permitted, however, and any shooter found using equipment not meeting the standards prescribed in these rules must be penalized with the deduction of two (2) points from each stage fired with that equipment. The shooter must correct or replace the equipment in question before continuing the match. No additional sighting shots or extra time will be allowed.

6.11.6.2 If a shooter **alters a gun or equipment** which has already been checked so that it no longer conforms to the rules, before or during the competition, he must be disqualified.

6.11.6.3 If there are any doubts regarding any alteration, the gun or equipment must be returned to Equipment Control for re-inspection and approval if it qualifies.

6.11.6.4 If a shooter **arrives late** for a competition, he may participate but will not be credited with any extra time, except when his lateness is due to circumstances beyond his control. If it can be proved that his lateness



was due to circumstances beyond his control, the Jury must whenever possible grant extra time without disruption of the overall shooting program. In this case the Jury will determine when and on which firing point he may make up for the missed time (series).

6.11.6.5 If a shooter's equipment has been passed by Equipment Control, but the shooter is unable to **produce the Equipment Control Card** at the start of the event, the shooter may commence, but will be penalized with a deduction of two (2) points from the lowest value shot of the first series, if he (or his coach or team official) cannot obtain confirmation that the equipment has been previously passed by the Control Section before the official end of the shooting time for that relay of that event. The responsibility rests with the shooter (or his coach or team official) to visit the Equipment Control Section for this purpose. No extra shooting time will be allowed.

6.11.6.5.1 Running Target 50 m two (2) points from the total of the stage

6.11.7 Irregular Shots in 10 m, 50 m and 300 m events

6.11.7.1 Too many shots in an event or position

6.11.7.1.1 If a shooter fires more shots in the event or position than are provided for in the program, the extra shot(s) must be annulled on the last competition target(s). If the shot(s) cannot be identified, the highest value shot(s) must be annulled on the last competition target. The shooter must also be penalized by a deduction of two (2) points for each excessive shot fired, deducted from the lowest value shot(s) in the first series.

In 25 m events the rule above applies but the deduction will be made in the actual series.

USA
6.11.7.1.1A If the competition is the combined prone & three position match, there is no excessive shots(s) in the prone stage until the shooter fires 61 or more shots. When this occurs the excess shot(s) will not be scored and the penalty will be deducted from the fifth series.

6.11.7.2 Too many shots per paper target

6.11.7.2.1 If a shooter fires **more shots** at one of his match targets than are provided for in the program of the event, he must not be penalized for the first two (2) shots. For the third and all succeeding such misplaced shots he must be penalized by a deduction of two (2) points for each one in the event from the series in which the occurrence happens. He must also fire a fewer number of shots at the remaining targets so that the number of shots does not exceed that provided for in the program.

6.11.7.2.2 The scoring process in this situation requires the transfer of the value of the excessive shot(s) to targets with less than the originally programmed number of shots, thus bringing each target to the full number of shots designated in the program and the Rules.

6.11.7.2.3 If the actual shot(s) to be transferred cannot be established clearly through the notes of the Register Keeper, the shot(s) with the lowest value must be transferred forward to the next target(s) or the shot(s) with the highest value must be transferred back to the previous



target(s) so that the shooter will gain no advantage in a “count back” situation.

6.11.7.2.4 All three position Rifle events are considered as one (1) event.

6.11.8 Cross-fires

6.11.8.1 Cross-fires of competition shots must be scored as misses.

6.11.8.1.1 If a shooter **fires a sighting shot on the competition target** of another shooter, he must be penalized by deduction of two (2) points from his own score deducted from the first series.

6.11.8.2 If a shooter **fires a sighting shot on the sighting target** of another shooter no penalty is incurred.

6.11.8.3 If a shooter receives a **confirmed cross-fire** shot and it is impossible to determine which shot is his, he must be credited with the value of the highest undetermined shot.

6.11.8.4 If there are more hits on a shooter’s competition target than are provided for in the program, and if it is **impossible to confirm** that another shooter(s) fired the shot(s), the hit(s) of the highest value must be nullified.

6.11.8.5 If a shooter wishes **to disclaim** a shot on his target, he must report this immediately to a Range Officer.

6.11.8.6 If the Range Officer confirms that the shooter did not fire the disputed shot(s), he must make the necessary entry on a Range Incident Report and on the Range Register and the shot must be annulled.

6.11.8.7 If the Range Officer cannot confirm beyond all reasonable doubt that the shooter did not fire the disputed shot(s), the shot(s) must be credited to the shooter and must be so recorded.

6.11.8.8 The following must be considered as reasons to justify the annulment of a shot:

6.11.8.8.1 if the Register Keeper or other range official confirms by his observation of the shooter and the target that the shooter did not fire the shot;

6.11.8.8.2 if a missed shot is reported by another shooter or Register Keeper or other range official at approximately the same time, and from within the neighboring two or three firing points;

6.11.8.9 When using **300 m electronic scoring targets**, cross-fires should not register on the recipient’s target, but an indication will be received at the control center. The firer, whose target does not receive the expected shot, will be given a miss (zero) and an indication that he has cross-fired.

6.11.9 Disturbances

Should a shooter consider that he was disturbed while firing a shot, he must hold his gun pointing down range and immediately inform the Range Officer or Jury Member. He must not disturb other shooters.

6.11.9.1 If the claim is considered justified:



6.11.9.1.1 the shot(s) must be annulled and the shooter may repeat the shot(s) or series.

6.11.9.2 If the claim is not considered justified:

6.11.9.2.1 the shot(s) must be credited to the shooter and he may continue shooting; no penalty will be applied.

6.12 MALFUNCTIONS

6.12.1 If a shooter has a **gun or ammunition malfunction**, he may have it repaired, or continue shooting with another gun, with the permission of the Jury.

6.12.1.1 **ALLOWABLE MALFUNCTIONS** in competitions are:

6.12.1.1.1 a cartridge fails to fire;

6.12.1.1.2 a bullet or pellet is lodged in the barrel;

6.12.1.1.3 the gun fails to fire, although the trigger has been operated;

6.12.1.1.4 the extractor fails to extract the cartridge.

6.12.1.2 If a substitute gun is used it must be approved by the Equipment Control Section.

6.12.2 The maximum extra shooting time allowed to repair or replace a gun is 15 minutes, shooting must be completed in the same relay.

6.12.2.1 Unlimited sighting shots must be allowed during the remaining shooting time, but only before competition shots are resumed.

6.12.2.2 Extra time and additional sighting shots must only be granted if the interruption is not due to a fault of the shooter.

6.12.2.3 In all cases the Range Officers or Jury must be informed so they may decide on the measures to be taken.

6.12.3 **NON ALLOWABLE MALFUNCTIONS** in competitions are:

6.12.3.1 the shooter had not loaded his gun;

6.12.3.2 the shooter did not pull the trigger;

6.12.3.3 the malfunction is due to any cause that could reasonably have been corrected by the shooter.

6.13 FAILURE OF ELECTRONIC SCORING TARGET SYSTEMS - 10 m, 50 m AND 300 m

For 25 m see Pistol Rules

6.13.1 **In the event of a failure of ALL the targets on a range:**

6.13.1.1 the time of failure and the expired shooting time must be recorded by the Chief Range Officer and the Jury;

6.13.1.2 all completed competition shots of each shooter must be counted and recorded. In the event of a range power supply failure, this may involve waiting until the power supply is restored to enable the number of shots registered by the target, not necessarily on the firing point monitor, to be established.



- 6.13.2** After the failure is rectified and the full range is in operation, an **additional five (5) minutes** will be added to the competition time remaining. The time for recommencing is to be announced over the loudspeaker system at least five (5) minutes beforehand. Shooters must be allowed to resume their position in the five (5) minutes before the competition restarts. Unlimited sighting shots must be allowed during the remaining shooting time, but only before competition shots are resumed.
- 6.13.3 Procedure of the failure of a SINGLE target in 10 m, 50 m and 300 m Events**
- 6.13.3.1** If the Electronic Scoring Target cannot be repaired within five (5) minutes, the shooter will be moved to a reserve position and when he is ready to shoot an **additional five (5) minutes** will be added to the competition time remaining. He will be permitted unlimited sighting shots before he starts the remaining competition shots.
- 6.13.4 Complaint concerning failure to register or display a shot on the monitor of an Electronic Scoring Target system**
- 6.13.4.1** The shooter must immediately inform the nearest range official of the failure. A range official must make a written note of the time of the complaint. One or more Jury Member(s) must go to the firing position.
- 6.13.4.2** The shooter will be directed to fire one more aimed shot at his target.
- 6.13.4.2.1** If the value and location of this shot is registered and displayed on the monitor, the shooter will be directed to continue the competition. The value, location and time of firing of this **extra** shot must be recorded, its shot-number (having included the missing shot) and its value and its shot-location, and the firing point number must be given to the Jury in writing and recorded on the Range Register and a Range Incident Report.
- 6.13.4.2.2** After the end of that relay of the competition the **Procedure for Examination of Electronic Scoring Targets** will be applied. Using this information and the time of the extra shot and its location, the Classification Jury will determine whether all shots, including the extra shot are recorded on the computer record.
- 6.13.4.2.3** If all the shots are recorded correctly, then the questioned shot will be counted in the score of the shooter, as well as the shot fired immediately after (as the “extra” shot), but the last shot fired (extra to the competition) will be annulled.
- 6.13.4.2.4** If the questioned shot has not been located applying the **Procedure for Examination of Electronic Scoring Targets** nor elsewhere, then only those correctly recorded shots excluding the last shot fired (extra to the competition) are to be counted in the score of the shooter.
- 6.13.4.2.5** If the questioned shot has not been located in the computer memory, but is located elsewhere, the Classification Jury will determine the validity and score-value of the questioned shot.
- 6.13.4.3** If the extra shot fired as directed does not register or display and the Electronic Scoring Target cannot be repaired within five (5) minutes, the



shooter will be moved to a reserve position and when he is ready to shoot an **additional five (5) minutes** will be added to the competition time remaining. He will be permitted unlimited sighting shots.

- 6.13.4.3.1 In 10 m and 50 m Rifle and Pistol Events** the shooter will repeat the two (2) competition shots which did not register nor display on the previous target used.
- 6.13.4.3.2 In 10 m Running Target Events** the shooter will be permitted two (2) minutes to resume his position and then allows sighting shots per Rule. Then he will repeat the two (2) competition shots which did not register or display on the previous target used and fire the remaining shots of the series.
- 6.13.4.4** The shooter will be credited with the score of all the shots which were displayed on the monitor of the first target plus the score of all the properly fired competition shots which were displayed on the second target used. If the two (2) extra shots were later found in the computer record of the previous target they will be annulled.
- 6.13.4.5** If a shooter complains during sighting shots about the correct recording or evaluation of the shot(s), the Jury may offer to move him to another firing point. The shooter is given appropriate extra time. The Jury examines the sighting shot(s) as soon as possible applying the **Procedure for Examination of Electronic Scoring Targets** on the original firing point.
- 6.13.4.5.1** If this subsequent examination shows that the target on the original firing point provided correct results, the shooter will be penalized with the **DEDUCTION** of two (2) points from the lowest value shot of the first competition series.
- 6.13.5 Failure of the paper or rubber band**
- 6.13.5.1** If Jury decides that the problem is because of the failure of the paper or rubber band to advance, the shooter will be moved to a reserve position. He will be permitted unlimited sighting shots to be taken within the time remaining for the competition plus any additional time granted. Then he will repeat the number of competition shots determined by the Jury. The shooter will be credited with the score of all the shots which were correctly displayed on the monitor of the first target plus the score of all the necessary competition shots fired on the second target to complete the course of fire. After the relay the Classification Jury will decide which shots are to be counted from each target.



- 6.13.6 Protest concerning the shot value Electronic Scoring Targets**
- 6.13.6.1** After the relay, the detailed printer results (LOG-Print) must be generated by the Technical or Range Officers for all firing lanes on which complaints or protests have been made, and for the immediately adjacent lanes, before the equipments are reset for the next relay.
- 6.13.6.2** After the completion of the relay, the **Procedure for Examination of Electronic Scoring Targets** will be applied. Any non-indicated shot must be scored by the Classification Jury.
- 6.14 TIE-BREAKING**
- 6.14.1 Individual Ties**
- 6.14.1.1** All tied scores will be broken except for perfect scores.
- 6.14.2** Ties for the 300 m, 50 m, 10 m and 25 m events (if there is not a Shoot-off) will be decided by the following Count Back Rules:
- 6.14.2.1** the highest number of inner tens;

USA

- 6.14.2.1A** At USA Shooting sanctioned competitions where paper targets are used, tie breaking using 6.14.2.1 should not be implemented. Please follow rules 6.14.2.2 - 6.14.2.4 to break ties.
- 6.14.2.2** the highest score of the last ten shot series working backward by 10 shot series in full ring scoring (not inner tens or decimals) until the tie is broken;
- 6.14.2.3** the highest number of 10's, 9's, 8's, etc.;
- 6.14.2.4** if any ties remain, the shooters must have the same ranking and must be listed in Latin alphabetical order using the shooter's family name.

USA

- 6.14.2.4A** In USA Shooting sanctioned 'aggregate' events (more than one course of fire for the competition), the breaking of multiple course aggregate ties will be accomplished as follows in the order listed:

USA

- 6.14.2.4A1** By comparison of each course beginning with the last course score and working backward until the tie is broken.

USA

- 6.14.2.4A2** Then follow ISSF 6.14.2.1, 2, 3, & 4.

- 6.14.2.4.1** Shooters participating in the Shoot-off will be ranked according to the score of the Shoot-off. Remaining ties on lower places will be decided by the Count Back Rules starting with the scores of any Shoot-off(s).

6.14.3 25 m Events without Finals

- 6.14.3.1** If two or more shooters have equal scores tied for the first three places this must be decided by a Shoot-off (Conduct of Shoot-off see Rules for Shoot-offs in 25 m events).
- 6.14.3.2** When several shooters are tied for more than one ranking place, the tie for the lowest ranking position will be broken first, followed by the next ranking higher position until all ties are broken.



6.14.4 For Shotgun see Shotgun rules, Section 9

6.14.5 For Running Target see Running Target Rules, Section 10

6.14.6 For Olympic Events (with Finals)

If there is a tie to be eligible for the Finals from the Qualification Round, the tie will be broken by a Shoot-off and the rules for individual ties will not apply for those shooters.

6.14.6.1 The Shoot-off must begin as soon as possible and practicable after the Protest Time has expired. If the Shoot-off is not held at a prearranged time that has been formally announced, the shooters involved must remain in contact with the Chief Range Officer pending an announcement as to time and place.

6.14.6.2 Shooters with tied scores will be have their start positions starting from the left according to the ranking using the inner tens.

6.14.6.3 If a shooter fails to appear for a Shoot-off, he will be ranked last in this Shoot-off. If two or more Shoot-off shooters fail to appear they will be ranked corresponding to the rule for individual ties

During the Shoot-off, malfunctions and other irregularities must be treated according to the ISSF Rules, but only one (1) malfunction is allowed during the breaking of the tie and any re-shoot or completion will take place immediately.

6.14.6.4 In the 10 m and 50 m Events a Preparation and Sighting period of five (5) minutes will be given followed by five (5) shots (decimal scoring) on command in the relevant Finals position in 75 seconds (prone 45 seconds) per shot. If there is still a tie, it will be decided shot by shot until every tie is broken.

6.14.6.5 Rules for Shoot-offs in all 25 m events (full ring scoring)

Shooters tied will be allocated new firing points on the Qualification range by drawing of lots by the Jury. If more shooters are tied than target groups are available, the firing sequence will also be determined by drawing of lots.

6.14.6.5.1 In the event of a further tied score the Shoot-off will be continued until every tie is broken.

6.14.6.5.2 Shoot-offs: Preparation time two (2) minutes:

Event	Shoot-off series	Sighting series
25 m Rapid Fire Pistol	one (1) four (4) second series	one (1) four (4) second series
25 m Pistol 25 m Center Fire Pistol	one (1) five (5) shot series in the rapid fire course	one (1) five (5) shot series in the rapid fire course
25 m Standard Pistol	one (1) 10 seconds series	five (5) sighting shots in a 150 seconds series

In the event of a **further tied score**, a second Shoot-off consisting of **one** (1) series must be fired. If the tie is still not broken, the Shoot-offs will continue until the tie is broken.



6.14.7 Team Ties

6.14.7.1 Ties in team events must be decided by totaling the results of all members of a team and following the procedures for breaking individual ties. (No Shoot-offs for teams.)

6.15 PROTESTS AND APPEALS

6.15.1 Fees

6.15.1.1 Protest Euro 25.00 or its local equivalent

6.15.1.2 Appeal Euro 50.00 or its local equivalent

6.15.1.3 The fee for the matter in question must be returned if the Protest or Appeal is upheld, or will be retained by the Organizing Committee if the Protest or Appeal is denied.

USA
6.15.1.3A The maximum fee for a protest under rule 6.15.4.2 during a USA Shooting sanctioned competition is \$25.00

6.15.2 Verbal Protests

Any shooter or team official has the right to protest a condition of the competition, decision or action immediately and verbally to a competition official, Range Officer or Jury Member. Such protests may be submitted on the following matters and the protest fee becomes payable:

6.15.2.1 a shooter or team official considers that the ISSF Rules and Regulations or competition program were not followed in conducting the competition;

USA
6.15.2.1A Or USA Shooting Rules.

6.15.2.2 a shooter or team official does not agree with a decision or action by a competition official, Range Officer or Jury Member;

6.15.2.3 a shooter was impeded or disturbed by other shooter(s), competition official(s), spectator(s), member(s) of the media or other person(s) or cause(s);

6.15.2.4 a shooter had a long interruption in shooting caused by range equipment failure, the clarification of irregularities or other cause(s);

6.15.2.5 a shooter had irregularities regarding shooting times, including shooting times that were too short.

6.15.2.6 Competition officials, Range Officers and Jury Members must consider verbal protests immediately. They may take immediate action to correct the situation or refer the protest to the full Jury for decision. In such cases, a Range Officer or Jury Member may stop the shooting temporarily if necessary.

6.15.3 Written Protests

6.15.3.1 Any shooter or team official who does **not agree** with the action or decision taken on a **verbal protest** may protest in writing to the Jury. Any shooter or team official also has the right to submit a **written protest** without making a verbal protest. All written protests must be



submitted not later than 30 minutes after the matter in question and the protest fee becomes payable.

6.15.3.2 The Organizing Committee must supply **printed forms** for use in submitting written protests.

6.15.4 Scoring Protests

Decisions by the Classification Jury on the value or the number of shots on a target are final and may not be appealed.

USA

6.15.4A

The jury appointed for USA Shooting sanctioned competitions may function as a classification jury or a separate classification jury may be appointed.

6.15.4.1 Protest Time

6.15.4.1.1 All results protests must be submitted within **10 minutes** after the preliminary scores are posted on the Main Scoreboard. The time when the scoring Protest Time ends must be shown on the Main Scoreboard, immediately after the posting has been completed. The location, to which any score protest must be made, must be published on the official program.

6.15.4.2 Electronic scoring targets

6.15.4.2.1 If a shooter **contests the value of a shot**, a protest will only be accepted when made before the next shot / series in 25 m events (except for failure of the paper or rubber band to advance or other target failures) or if it is the last shot, within three (3) minutes.

6.15.4.2.2 If a protest is made concerning the value of a shot, the shooter will be requested to fire another shot at the end of the competition, so that this extra shot may be counted if the protest is upheld and the correct value of the disputed shot cannot be determined.

6.15.4.2.3 If the protest concerning a shot value other than zero, or failure to register, is not upheld, a two (2) point penalty from the score of the disputed shot will be awarded and the protest fee must be paid.

6.15.4.2.4 The team official or shooter has the right to know the resolution of the disputed shot.

6.15.4.3 Paper targets

6.15.4.3.1 When using paper targets, a shooter or team official who considers that a shot was scored or recorded incorrectly may protest that score, except that decisions made regarding the value of shots by using gauges are final and cannot be protested. Scoring protests may only be made on scores which have been decided without using a gauge or when incorrect entries in the result list or score card appear to have been made. The protest fee becomes payable.

USA

6.15.4.3.1A

At USA Shooting sanctioned competitions using paper targets, a fee of not more than \$5.00 may be charged by the organizing committee for scoring protests. If the protest is upheld, the fee will be refunded.

6.15.4.3.2 When paper targets are used and scored in the Classification Office, the team official or shooter has the right to see the protested shot hole(s) but is not permitted to touch the target(s).



USA At USA Shooting sanctioned competitions, competitors may be allowed to touch their targets under supervision during the challenge period.

6.15.4.3.2A **6.15.5 Appeals**

6.15.5.1 If there is a disagreement with a Jury decision, the matter may be appealed to the Jury of Appeal. Such appeals must be submitted in writing by the Team Leader or a representative not later than one (1) hour after the Jury decision has been announced. In special circumstances, the time for submitting appeals may be extended up to 24 hours by decision of the Jury of Appeal. Such a decision could postpone the victory ceremony for the Event under appeal.

6.15.5.2 **The decision of the Competitions Jury (USAS) or Jury of Appeal is final.**

6.15.6 **Copies of all decisions** in response to written protests and appeals must be forwarded by the Organizing Committee or the Technical Delegate(s) to the ISSF Secretary General together with the Final Report and Results for review by the Technical Committee.

6.16 FINALS IN OLYMPIC RIFLE AND PISTOL EVENTS

Rules for Shotgun Finals are found in Rule 9.14

6.16.1 General Competition Procedures

6.16.1.1 The full program must be fired in each Olympic Event as a Qualification for the Finals. The eight (8) highest-ranking competitors in the Qualification advance to the Finals except in Rapid-Fire Pistol Men, where the six (6) highest-ranking competitors advance. Start positions will be assigned according to the competitors' ranking in the Qualification, starting from the left.

6.16.1.2 The scoring of all Finals, except Rapid-Fire Pistol Men, must be conducted with electronic targets or target reading machines or Manual devices that classify each ring in ten sections (such as 1.1, 1.2, 1.3, etc., up to the maximum of 10.9). Shots on paper targets that cannot be classified by target reading machines will be scored by hand by Jury Members with ISSF approved instruments.

6.16.1.3 All range commands must be given in the English language.

6.16.2 Reporting to the Range for Finals

6.16.2.1 Team Leaders are responsible for presenting their shooters to the Preparation Area, and report to the Jury at least thirty (30) minutes before the scheduled Start Time, complete with all their shooting equipment needed for the Finals. Finalists must report with their equipment, competition clothing and a national team uniform that may be worn in the awards ceremony. Competitors must be dressed and have only the required shooting equipment. Jury Members and Range Officers must complete their pre-competition checks and trigger weighing in the Preparation Area prior to this time. Neither gun cases nor equipment containers may be left on the field of play



behind the firing line.

6.16.2.2 The Reporting Time must be printed in the official shooting program. Any delay must be announced and posted on the Finals range.

6.16.2.1 Two (2) points penalty from the first Final shot will be awarded if the shooter has not reported to the Preparation Area in time.

6.16.3 Introduction of Finalists

New

Any Finalist who is not on his assigned position when the Presentation of Finalists begins is given automatically the last place(s) in the Finals with their Qualification score(s) and is not allowed to participate in the Finals. The Announcer will introduce the Finalists by giving the name, Qualification result and brief information about each Finalist's most important accomplishments. The Announcer will also introduce the Chief Range Officer and the Jury Member in charge. After the Preparation and Sighting Period, all Finalists must turn to the rear to face the spectators and stand facing the spectators until all have been introduced. Then they will be allowed to return to the firing points and may handle their guns, dry fire and carry out holding and aiming exercises before and during the Final Preparation time.

6.16.4 10 m and 50 m Rifle and Pistol Events

6.16.4.1 Firing Times

Event	Men/ Women	Shooting Time
10 m Air Rifle / Air Pistol	Men	75 seconds
10 m Air Rifle / Air Pistol	Women	75 seconds
50 m Rifle 3-Positions (standing position)	Men	75 seconds
50 m Rifle 3-Positions (standing position)	Women	75 seconds
50 m Rifle Prone	Men	45 seconds
50 m Pistol	Men	75 seconds

6.16.4.2 Finalists in each event: eight (8) Competitors

6.16.4.3 Starting Positions

The shooters who qualify for the Finals will have their start positions according to the ranking starting from the left.

6.16.4.4 Number of Targets: Ten (10)

6.16.4.4.1 One spare target must be available on the left and right of the eight (8) Finals targets and must show a competition target.

6.16.4.4.3 Paper targets only

6.16.4.4.3.1 Number of Sighting Targets: four (4) targets in each event.

6.16.4.4.3.2 Number of Competition Shots per Target: one (1) shot per target.

6.16.4.4.3.3 Number of record targets: ten (10) in each event

6.16.4.4.4 Electronic targets only



- 6.16.4.4.1** The target presentation on the spectator's monitors must be the same for all monitors and needs to be easily visible by the spectators.
- 6.16.4.5 Competition rules**
The three (3) minutes preparation time starts with the command **"PREPARATION TIME BEGINS NOW"**.
- 6.16.4.5.1 Start Time** begins with the command **"LOAD"** for the first competition shot for each Finals event and must be printed in the official shooting program. Any delay must be announced and posted on the Finals range.
New
- 6.16.4.5.2** Each shot fired before the command **"START"** or after the command **"STOP"** will be counted as a mis (zero).
New
- 6.16.4.5.3** If a shooter fires more than one shot after each command the score for this Finals shot will be scored as zero.
New
- 6.16.4.5.4** If carrier operated target systems are used, the targets must only be brought back to the firing line after the commands **"STOP"** and **"CHANGE TARGETS"**, to avoid disturbing other shooters.
- 6.16.4.5.5** Aiming exercises are allowed.
- 6.16.4.5.6** Dry firing after the Final Preparation and Sighting Period is prohibited and will be penalized by deduction of two (2) points for each case from the first Finals shot.

6.16.5 New Finals Procedures for 10m and 50m Events

FINAL ROUND	Each Final consists of 10 shots and is conducted single shot for shot using the following commands and procedures.
FINALISTS REPORT 30:00 min before	Finalists must report to the Finals Preparation Area at least 30 minutes before the Finals Start Time in accordance with Rule 6.16.2.
EQUIPMENT SET-UP 20:00 min before	The Range Officer must authorize the Finalists to occupy their assigned firing points, move their equipment to their assigned firing points and handle their guns 20 minutes before the Finals Start Time by announcing "I CALL THE SHOOTERS TO THE LINE." Gun cases and equipment bags or boxes may not be left behind the firing line on the Finals range field of play (FOP). Aiming exercises may be done during the Equipment Set-Up time. Dry Firing or loading is not permitted until the Preparation and Sighting Time starts.
PREPARATION AND SIGHTING TIME (Warm-up period) 14:30 min before	The Range Officer will authorize the Finalists to begin their preparation for the Final with the command "EIGHT MINUTES PREPARATION AND SIGHTING TIME...START." Finalists will have eight (8) minutes to complete their preparations, check their firing positions and fire unlimited sighting shots. The Range Officer will command "30 SECONDS" when there are 30 seconds remaining in the warm-up period. The Range Officer will command "STOP UNISSAD" when the warm-up period ends.



<p>END OF PREPARATION 6:30 min before</p>	<p>After the “STOP, UNLOAD” command, Finalists must place their guns on the bench or floor. The Range Officer must verify that the actions are open and there are no cartridges in the chambers or magazines. All Finalists must then turn to the rear to face the spectators. <i>Note: Television productions of the Final will normally be timed to begin at this point.</i></p>	
<p>PRESENTATION OF FINALISTS 5:30 min before</p>	<p>The Announcer will introduce the Finalists by giving the name, Qualification result and brief information about each Finalist’s most important accomplishments. The Announcer will also introduce the Chief Range Officer and the Jury Member in charge.</p>	
<p>FINAL PREPARATION 2:30 min before</p>	<p>After the presentation, the Range Officer will command, “TAKE YOUR POSITIONS.....TWO MINUTES FINAL PREPARATION AND SIGHTING TIME...START” The Finalists will have two minutes to resume their positions, prepare and fire sighting or warming shots. The Range Officer will announce “30 SECONDS” after 90 seconds have passed and will command “STOP” after two (2) minutes.</p>	
<p>TARGET RESET 0:30 seconds before</p>	<p>There must be a pause of 30 seconds while the Technical Officer resets the targets.</p>	
<p>FINALS START 0:00 before</p>	<p>“FOR THE FIRST/NEXT COMPETITION SHOT-LOAD</p>	<p>After this command the shooter loads his gun. The cartridge or pellet must be loaded into the chamber only after the command “LOAD.”</p>
	<p>“ATTENTION 3-2-1-START”</p>	<p>The shooter has 75 seconds in which to fire a shot (45 seconds in prone position). This command with the count-down should give the shooters sufficient time to take up their shooting positions. The shooting time starts when the command “START” has been given.</p>
<p>SCORE ANNOUNCEMENTS After each shot</p>	<p>After 75 seconds (45 seconds for prone) or after all Finalists have fired one (1) shot, the Range Officer commands “STOP.” This command is given about five (5) seconds after the last shooter has fired, or immediately on termination of the shooting time. The last second must correspond with the word “STOP.” Immediately after the command “STOP,” the announcer announces the name (family name) and score of each Finalist and then makes 15/20 seconds of comments regarding the leader, the best shots, changes in position, etc. Immediately after the score announcement, the Range Officer will give the commands for the next Finals shot</p>	
<p>This sequence is repeated until all 10 Finals shots are complete.</p>		
<p>FINAL ROUND COMPLETION</p>	<p>After the tenth shot, the Range Officer commands “STOP, UNLOAD.” Individual shot scores will not be announced after the tenth Finals shot. If there are no ties and no protests, the Range Officer must immediately declare “THERE ARE NO TIES. RESULTS ARE FINAL.” Finalists may then move from their firing points.</p>	



<p>PROCLAMATION OF MEDALISTS</p>	<p>After the Range Officer declares “RESULTS ARE FINAL”, the Announcer must immediately announce:</p> <p>“THE GOLD MEDAL WINNER IS (NAME) FROM (NATION) WITH A TOTAL SCORE OF (SCORE)”</p> <p>“THE SILVER MEDAL WINNER IS (NAME) FROM (NATION) WITH A TOTAL SCORE OF (SCORE)”</p> <p>“THE BRONZE MEDAL WINNER IS (NAME) FROM (NATION) WITH A TOTAL SCORE OF (SCORE)”</p>
<p>MALFUNCTIONS</p>	<p>In case of an allowable malfunction, the shooter is allowed to repeat the unfired shot once during the Final, including any Shoot-off, if he can repair or replace his gun or ammunition within three (3) minutes after the malfunction has been declared allowable. In case of a NONALLOWABLE MALFUNCTION, no re-shoot is allowed.</p> <p>If a shot has not been fired due to a malfunction, a shooter may try to correct the malfunction in the shooting time remaining. After attempting any correction he may not claim an ALLOWABLE MALFUNCTION, unless a part of the gun is damaged sufficiently to prevent it from firing.</p>
<p>TIE-BREAKING</p>	<p>Tied scores after the Finals for first, second or third place will be broken by a Shoot-off. Ties below third place will be decided by the higher Finals score, or if the tie is not broken, by the Qualification ranking. When shooters are tied for first and third places, the tie for third place will be decided first.</p> <p>If there are ties, the Range Officer must proceed immediately with the tie-breaking shots by announcing “COMPETITORS IN POSITIONS # AND #, STAY ON THE FIRING LINE – OTHER SHOOTERS LEAVE THE FIRING LINE”. The shoot-off competitors must stay on the firing line and all other shooters must immediately leave their guns on the firing line and step back from their firing points.</p> <p>“COMPETITORS IN POSITIONS # AND #, FOR YOUR SHOOT-OFF SHOT, LOAD...ATTENTION, 3-2-1, START”. Tie-breaking shots will continue one shot at a time until the ties are broken.</p> <p>For multiple 50 meter ties only: If there is a delay of more than five (5) minutes, the Range Officer will, on request, command “WARMING SHOTS...START”. Competitors will have 30 seconds to fire up to three (3) warming shots. The Range Officer will command “STOP” after 30 seconds.</p> <p>After all ties are broken, the Range Officer commands “RESULTS ARE FINAL.”</p>
<p>6.16.5 Finals procedures for 25m Pistol Women New</p>	
<p>FINAL ROUND</p>	<p>The 25 Meter Pistol Women Final round competition consists of four five-shot series fired in the rapid-fire format (3-second exposures).</p>



<p>QUALIFICATION</p>	<p>The full 60-shot program (Rule 8.6.4.4) will be fired as a Qualification for the Finals. The eight (8) highest-ranking competitors in the Qualification advance to the Finals. Start positions will be assigned according to the competitors' ranking in the Qualification, starting from the left (1st place shooter on position 1, 2nd place shooter on position 2, etc.). Scores fired in the qualification carry forward to the final and are included in the final result.</p>																																												
<p>TARGETS</p>	<p>Two five-target groups will be used with Finalists assigned to position according to the chart. The Control sheets / cards and backing targets are not to be changed or patched between series.</p> <table border="1" data-bbox="448 527 1133 705"> <tr> <td></td> <td colspan="5">A</td> <td colspan="5">B</td> </tr> <tr> <td>Bay</td> <td colspan="5"></td> <td colspan="5"></td> </tr> <tr> <td>Target</td> <td>1</td> <td>2</td> <td>(3)</td> <td>4</td> <td>5</td> <td>1</td> <td>2</td> <td>(3)</td> <td>4</td> <td>5</td> </tr> <tr> <td>Start position</td> <td>1s t</td> <td>2n d</td> <td>-</td> <td>3r d</td> <td>4t h</td> <td>5t h</td> <td>6t h</td> <td>-</td> <td>7t h</td> <td>8t h</td> </tr> </table>		A					B					Bay											Target	1	2	(3)	4	5	1	2	(3)	4	5	Start position	1s t	2n d	-	3r d	4t h	5t h	6t h	-	7t h	8t h
	A					B																																							
Bay																																													
Target	1	2	(3)	4	5	1	2	(3)	4	5																																			
Start position	1s t	2n d	-	3r d	4t h	5t h	6t h	-	7t h	8t h																																			
<p>REPORTING AND START TIMES 30:00 min before</p>	<p>The Start Time for the Finals is when the command "LOAD" is given for the first competition series. Competitors must report to the Preparation Area for the competition at least 30 minutes before the Start Time in accordance with Rule 6.16.2.</p>																																												
<p>EQUIPMENT SET-UP 15:00 min before</p>	<p>The Range Officer will authorize the Finalists to occupy their assigned firing points, move their equipment to their assigned firing points and handle their guns 15 minutes before the Final round start time by announcing "I CALL THE SHOOTERS TO THE LINE." Gun cases and equipment bags or boxes may not be left behind the firing line on the Finals range field of play (FOP). Aiming exercises may be done during the Equipment Set-Up time. Dry Firing or loading is not permitted until Preparation begins.</p>																																												
<p>PREPARATION PERIOD AND SIGHTING SHOTS 10:00 min before</p>	<p>Five minutes after calling the Finalists to the firing line, the Range Officer will begin the two-minute preparation period by announcing "PREPARATION BEGINS NOW."</p> <p>After two (2) minutes, the Range Officer will announce "END OF PREPARATION."</p> <p>The sighting series must begin immediately after the preparation period. The sighting series consists of one series fired in the Rapid-Fire sequence. All Finalists will fire the sighting series and the competition series at the same time and on the same commands. No score announcements will be made during the sighting series. After the sighting series, the competitors must place their unloaded pistols on the bench and turn to face the spectators for the presentation of competitors. The Range Officer must verify that the actions are open and there are no cartridges in the chambers or magazines.</p>																																												



<p>PRESENTATION OF FINALISTS 6:00 min before</p>	<p>After the sighting series, The Announcer will introduce the Finalists by giving the name, qualification result and brief information about each Finalist's most important accomplishments. The Announcer will also introduce the Chief Range Officer and the Jury Member in charge. Any Finalist who is not on her assigned position when the Presentation of the Finalists begins is automatically given the last place(s) in the Final with the Qualification Score(s) and is not allowed to participate in the Final. After the presentation, the Range Officer will command, "TAKE YOUR POSITIONS....TWO MINUTES FINAL PREPARATION TIME BEGINS NOW."</p>						
<p>FINALS START 0:00 before</p>	<p>The following commands and timing will be used:</p> <table border="1" data-bbox="438 577 1380 987"> <tr> <td data-bbox="438 577 600 693"> <p>"FOR THE SIGHTING SERIES...LOAD"</p> </td> <td data-bbox="600 577 1380 693"> <p>All shooters load within a time of one (1) minute</p> </td> </tr> <tr> <td data-bbox="438 693 600 808"> <p>"FOR THE FIRST/NEXT COMPETITION SERIES...LOAD"</p> </td> <td data-bbox="600 693 1380 808"> <p>All shooters load within a time of one (1) minute</p> </td> </tr> <tr> <td data-bbox="438 808 600 987"> <p>"ATTENTION"</p> </td> <td data-bbox="600 808 1380 987"> <p>The red lights must be switched on, or if paper targets are used, they must be turned to the edge-on position. After a delay of seven (7) seconds (+/-0.1 second) either the green lights will come on, or the target will be turned to face the shooter.</p> </td> </tr> </table>	<p>"FOR THE SIGHTING SERIES...LOAD"</p>	<p>All shooters load within a time of one (1) minute</p>	<p>"FOR THE FIRST/NEXT COMPETITION SERIES...LOAD"</p>	<p>All shooters load within a time of one (1) minute</p>	<p>"ATTENTION"</p>	<p>The red lights must be switched on, or if paper targets are used, they must be turned to the edge-on position. After a delay of seven (7) seconds (+/-0.1 second) either the green lights will come on, or the target will be turned to face the shooter.</p>
<p>"FOR THE SIGHTING SERIES...LOAD"</p>	<p>All shooters load within a time of one (1) minute</p>						
<p>"FOR THE FIRST/NEXT COMPETITION SERIES...LOAD"</p>	<p>All shooters load within a time of one (1) minute</p>						
<p>"ATTENTION"</p>	<p>The red lights must be switched on, or if paper targets are used, they must be turned to the edge-on position. After a delay of seven (7) seconds (+/-0.1 second) either the green lights will come on, or the target will be turned to face the shooter.</p>						
<p>SCORE ANNOUNCEMENTS After each 5-shot series</p>	<p>Five (5) seconds after each competition series, the Announcer reports the name (family name) and score of each Finalist and then makes approximately 15-20 seconds of comments regarding the leader, the best shots, changes in position, etc. 10 seconds after the comments about the ranking, the next series starts.</p>						
<p>This sequence is repeated until all four 5-shot series are complete.</p>							
<p>FINAL ROUND COMPLETION</p>	<p>After all Finalists have fired the four competition series, and if there are no ties or protests, the Range Officer will announce "RESULTS ARE FINAL." The Finalists are ranked according to the total of their Qualification and Finals scores.</p>						
<p>PROCLAMATION OF MEDALISTS</p>	<p>Immediately after the results are final, the Announcer proclaims:</p> <p>"THE GOLD MEDAL WINNER IS (NAME) FROM (NATION) WITH A TOTAL SCORE OF (SCORE)"</p> <p>"THE SILVER MEDAL WINNER IS (NAME) FROM (NATION) WITH A TOTAL SCORE OF (SCORE)"</p> <p>"THE BRONZE MEDAL WINNER IS (NAME) FROM (NATION) WITH A TOTAL SCORE OF (SCORE)"</p>						
<p>MALFUNCTIONS</p>	<p>If a malfunction occurs, a Range Officer must determine if the malfunction is allowable or non-allowable. If the malfunction is allowable, the competitor must fire a series completion in accordance with Rule 8.7. Only one allowable malfunction may be completed in the Finals</p>						



TIE-BREAKING

Tied scores after the Finals for first, second or third place will be broken by a Shoot-off. Ties below third place will be decided by the higher Finals score, or if the tie is not broken, by their Qualification rankings.

Tied shooters will fire one (1) series of five (5) shots, in the same times and conditions as in the Finals, until the tie is broken.

All other competitors must step back from the firing line immediately after the tied competitors have been identified.

The tie-breaking Shoot-off will commence without delay.

When shooters are tied for first and third places, the tie for third place will be decided first.

**6.16.7
New**

Finals Procedures for 25m Rapid Fire Pistol Men

FINAL ROUND

The Rapid Fire Pistol Men Final round consists of four to eight five-shot four-second series with hit or miss scoring and the elimination of the lowest scoring Finalists beginning with the fourth series.

QUALIFICATION

The full 60-shot program (Rule 8.6.4.3) will be fired as a Qualification for the Finals. The six (6) highest-ranking competitors in the Qualification advance to the Finals. Start positions will be assigned according to the competitors' ranking in the Qualification, starting from the left. Finalists will start from Zero (0).

TARGETS

Three Groups of five (5) 25m electronic-scoring targets must be used. Two firing points 1.5 meters apart will be designated for each 5-target group. Each competitor must take his position so that at least one (1) foot touches the line that marks the left or right side of the shooting station as defined by Rule 6.3.16.6 (each line is 75cm from the center line of the target group).

**USAS
TARGETS**

Bay		A	B
1st relay	Start position	5th place	6th place
2nd relay	Start position	3rd place	4th place
3rd relay	Start position	1st place	2nd place

For ranges

with only two (2) bays, the above may be used.



SCORING

Scoring is hit or miss only; each hit counts one (1) point; each miss counts zero points. The size of the hit zone is within the 9.7 zone on the 25m rapid fire pistol target, The actual size of the hit zone to be used in ISSF Championship Final round competitions may be adjusted by the ISSF Executive Committee, but any changes in hit zone size must be announced in advance. A graphic display of hits and misses in each competition series will be shown on shooter's monitors and on display screens in the Finals range.

Competitors in Finals start from zero (0). Results in the Qualification entitle competitors to participate in the Finals. During Finals, results are cumulative with each shooter's final ranking determined by the total number of hits for all series fired in the Finals (excluding any shoot-offs).

If a deduction is applied to the score for a competition series, no score below zero (0) will be recorded (e.g. 3-1 point deduction = 2, 0-1 point deduction = 0).

The Start Time for the competition is when the command "**LOAD**" is given for the first competition series. Competitors must report to the Preparation Area for the competition at least 30 minutes before the Start Time. A one (1) hit penalty will be deducted from the score of the first competition series if the shooter does not report in time (30 minutes before Start Time) for the Finals.

**REPORTING
AND START
TIME
30:00 min
before**

Competitors must report with their equipment, competition clothing and a national team uniform that may be worn in the awards ceremony. The Jury must use the Finals Start List to confirm that all Finalists are present and that their names and nations are correctly recorded in the results system and on the scoreboards. Competitors may change clothes if necessary and Juries must complete equipment checks during the reporting period. Competitors must be allowed to place their equipment, which may include a reserve pistol that can be used to replace a malfunctioning pistol, on their firing points not less than 15 minutes before the start time. Neither gun cases nor equipment containers may be left on the field of play behind the firing line.



**PREPARATION
PERIOD AND
SIGHTING
SHOTS
10:00 min
before**

There will be a preparation period and one (1) sighting series before the presentation. The Range Officer will call the competitors to the firing line ten (10) minutes before the start time. The Range Officer will then start a two-minute preparation period by announcing **“PREPARATION BEGINS NOW”**.

After two (2) minutes, the Range Officer will announce **“END OF PREPARATION”**.

Sighting series must begin immediately after the preparation period. Sighting series will be fired by using the same command and timing sequence described in the **Detailed Procedure for Commands and Firing** below. Each competitor will fire one (1) sighting series of five (5) shots in four (4) seconds, in sequence, starting with the competitor on the left. No score announcements will be made. After the sighting series, the competitors must place their unloaded pistols on the bench and turn to face the spectators for the presentation of competitors. The Range Officer must verify that the actions are open and there are no cartridges in the chambers or magazines.

**PRESENTA-
TION OF
FINALISTS
6:00 min before**

After the sighting series, The Announcer will introduce the Finalists by giving the name, qualification result and brief information about each Finalist’s most important accomplishments. The Announcer will also introduce the Chief Range Officer and the Jury Member in charge. Immediately after the introductions, the competitors will go to their assigned firing points and wait for the command **“LOAD.”** Any Finalist who is not on his assigned position when the Presentation of the Finalists begins is automatically given the last place(s) in the Final with the Qualification Score(s) and is not allowed to participate in the Final.



**DETAILED
PROCEDURE
FOR
COMMANDS
AND FIRING**

Each Finals competition series consists of five (5) shots in four (4) seconds. For each series, all competitors remaining in the competition will shoot separately and in succession. The order of firing for all series is from left to right. 30 seconds after the presentation of competitors, the Range Officer will command **“FOR THE FIRST COMPETITION SERIES, LOAD”**. After the command **“LOAD,”** competitors have one minute to load two magazines (rule 8.6.4.2 does not apply for the Final).

Only one **“LOAD”** command is given before the start of the first competition series. During the entire Finals, competitors may continue to load magazines as required.

After the command **“LOAD”** competitors may adjust their pistols, do aiming exercises or arm lifts except when the other competitor in the five-target group is firing. During this time the other competitor in the five-target group may take his pistol in his hand to prepare, but he may not do aiming exercises or arm lifts. One minute after the command **“LOAD,”** the Range Officer will call the name of the first competitor by stating **“(FAMILY NAME OF SHOOTER #1)”**. After the competitor’s name is announced, he may put the magazine in his pistol and prepare to fire. 15 seconds after calling the name of the first competitor, the Range Officer will announce **“ATTENTION”** and turn the red lights on. The first competitor must bring his pistol to the Ready Position (Rule 8.6.1). The green lights will come on after a delay of seven (7) seconds. After the four second firing period, the red lights will come on for 10-14 seconds (recycling time of the targets). During this 10-14 second period, the Announcer will report the score for that series (e.g., “four hits”).

Immediately after the first competitor’s score is announced and the EST Technical Officer signals that the targets are ready, the red lights will go off. As soon as the red lights go off, the Range Officer will announce **“(FAMILY NAME OF SHOOTER #2)”**. 15 seconds later, the command **“ATTENTION”** will be given and the timing procedure for that series will proceed. After that series, the Announcer will report the score.

The other competitors will continue to fire in order until all competitors remaining in the competition have fired that series.

There will be a 30-second pause after all shooters complete one (1) series. During this pause, the Announcer will comment on the current ranking of the competitors, the best scores, competitors who were eliminated, etc.

For the second series, the Range Officer will announce **“(FAMILY NAME OF SHOOTER #1)”** and continue.

**START OF
FINAL ROUND
COMPETITION
0:00 before**

30 seconds after the presentation of Finalists is complete, the Range Officer will give the commands to begin the firing procedure for the first competitor. This sequence will continue until all competitors remaining in the competition have fired that series. All competitors remaining in the competition will be commanded to fire additional series as required for that stage of the competition. (details under Detailed Commands and Firing Procedure).



ELIMINATIONS	<p>After all Finalists have fired the fourth series, the lowest ranking shooter is eliminated (6th place). After the remaining Finalists have fired the fifth series, the lowest ranked competitor is eliminated (5th place). After the remaining Finalists have fired the sixth series, the lowest ranked competitor remaining is eliminated (4th place). After the remaining Finalists have fired the seventh series, the lowest ranked competitor remaining is eliminated (3rd place, bronze medal winner). When a competitor is eliminated, he must unload his pistol (remove magazine and open action) and lay it on the bench before stepping back. Any preloaded magazines must be unloaded. A Range Officer must verify that the action is open and that there is no cartridge in the chamber or magazines.</p>
FINAL ROUND COMPLETION	<p>After the two remaining Finalists fire the eighth series, and if there are no ties and no protests, the Range Officer will announce “RESULTS ARE FINAL”. The higher ranking competitor becomes the gold medal winner and the second ranking shooter becomes the silver medal winner.</p>
PROCLAMATION OF MEDALISTS	<p>Immediately after the results are final, the Announcer proclaims: “THE GOLD MEDAL WINNER IS (NAME) FROM (NATION) WITH A TOTAL SCORE OF (SCORE)” “THE SILVER MEDAL WINNER IS (NAME) FROM (NATION) WITH A TOTAL SCORE OF (SCORE)” “THE BRONZE MEDAL WINNER IS (NAME) FROM (NATION) WITH A TOTAL SCORE OF (SCORE)”</p>
LATE SHOTS	<p>If a competitor fires a late shot or does not shoot at all five (5) targets in time, a deduction of one (1) hit for each overtime shot will be taken from the score for that series. The shot will be marked with “OT”</p>
MALFUNCTIONS	<p>If a malfunction occurs, a Range Officer must determine if the malfunction is allowable or non-allowable. If the malfunction is allowable, the competitor must re-fire the series and will receive the score of the re-fired series. The competitor has 15 seconds to be ready for the re-fire series. For any further allowable malfunction no re-fire is permitted and the hits that are displayed will be counted. If the malfunction is non-allowable, a penalty of two (2) hits must be deducted from that competitor’s score.</p>
TIE-BREAKING	<p>If there is a tie for the lowest ranking competitor(s) to be eliminated, the tied competitors will fire additional tiebreaking four (4) second series until the tie is broken. For all tie-breaking series, the shooter on the left starts. For the tie-breaking series, the Range Officer will call the name of the first tied competitor by stating “(FAMILY NAME OF SHOOTER #1)” and the normal firing procedure applies.</p>

6.16.8 Target Failure 10 m, 25 m, 50 m Events

6.16.8.1 If a **failure of all Finals targets** occurs, the following procedure must be used.



- 6.16.8.2** The shots/series that were completed by all shooters will be scored as a **sub-total**.
- 6.16.8.3** If the **failure cannot be corrected** to permit continuation of the Finals within one (1) hour, the recorded sub-total will be scored as the Finals Total of the competition and awards made on that basis.
- 6.16.8.4** **When the failure is rectified** and if it is possible to continue the Finals within one hour, the following procedure will apply:
- 6.16.8.4.1 10 m and 50 m Events**
The remaining shots will be completed. Five (5) minutes unlimited sighting shots will be permitted after the shooters are in their positions.
- 6.16.8.4.2 25 m Events**
The remaining shots/series will be completed. One (1) sighting series will be allowed in the 25 m Pistol events.
- 6.16.8.5 If a single target fails to function:**
- 6.16.8.5.1 10 m and 50 m Events**
The shooter will be moved to a reserved target. On the shooter's request he will be permitted an additional two (2) minutes for sighting shots before he repeats the unrecorded previous competition shot(s).
- 6.16.8.5.2 25 m Events**
The shooter in the **25 m Pistol Women Event** will be moved or the target will be replaced. On the shooter's request an additional sighting series is permitted before she completes the missed previous competition shot(s).
- 6.16.8.5.2.1** the shooter in the 25m Pistol Women Event will be moved or the target will be replaced. On the shooter's request an additional sighting series is permitted before she completes the missed previous competition shots (s).
- 6.16.8.5.2.2** If one or more targets of a group of five (5) targets fail to function, the shooter in the **25 m Rapid Fire Pistol Men Event** will be moved to another group. On request one (1) sighting series will be allowed before he fires the missed series, or subsequent series.
- 6.16.8.6 Final Official Results**
- 6.16.8.6.1** In all events, except 25m Rapid Fire Pistol Men, the results of the Finals competition will be added to the individual results of the Qualification round.
- 6.16.8.6.2** In the 25m Rapid Fire Pistol Men event the results of the Qualification will be shown as well as the number of hits in the Finals (excluding any hits recorded during shoot-offs), but Qualification scores will not be added to the finals hit scores: the Final result being determined solely by hits in the Finals (excluding shoot-offs).
- 6.16.8.6.3** For all events except 25m Rapid Fire Pistol Men, the results of the Qualification and the Finals combined must be shown on the main scoreboard and printed in the official results bulletin.



6.16.8.6.4 For the 25m Rapid Fire Pistol Men event, the results (as in 6.16.8.5.2) must be shown on the main scoreboard and printed in the official results bulletin.

USA
6.16.8.6.A If possible, scorers can be protected down range and to the side of the firing area. The scorers leave the protected area on command of the range officer between shots, score the targets in place and call out the results. If shooters are shooting more than one shot at the record bullseyes, the scored shots must be marked or pasted.

USA
6.16.8.6. Another method of scoring is to have each shooter or a spotter call out his or her shot value on command after each shot as best as he or she can judge it through a spotting scope. This system is unofficial but can be very accurate. When the final is completed, the targets must be scored officially and the official score announced.

6.16.9 Protests in Finals

6.16.9.1 Any protests must be immediate and made by the shooter or his coach by holding up his hand.

6.16.9.2 Any protest will be decided by the Range Jury immediately.

6.16.9.3 The decision of the Jury is final, and the protest fee may become payable.

6.17 PROTOCOL: AWARDS AND RECORDS

6.17.7 World Records and Final World Records may be established in Olympic Games, World Championships, World Cups, Continental Championships and Continental Games which had been conducted according to the ISSF General Regulations.

6.17.8 World Records in individual events may be established in Elimination as well as in Qualification and Finals competitions.

6.17.8.1 If exceptionally the Finals are conducted in indoor ranges at 25 m and 50 m Final World Records may be established.

6.17.9 A report on newly established World or Olympic Records must be prepared by the ISSF Technical Delegate(s) at the championship. The report must confirm that the Regulations and Rules of the ISSF and the competition program were followed.

6.17.10 World Records may be established according to the ISSF General Regulations.

6.17.11 Titles and Medals

6.17.11.1 In the Olympic Games all titles and medals are awarded for individual competition only in accordance with IOC Rules. The Olympic shooting events are listed in the ISSF General Regulations.

6.17.11.2 In World Championships, the ISSF awards titles and medals for the programmed events based on the final official results in accordance with ISSF General Regulations.

6.17.11.3 World Championship titles and medals individuals and teams will be awarded according to the ISSF General Regulations.



- 6.17.11.4** Medals and awards must be given immediately after the Finals or after the protest time with sufficient time for the athletes to change into suitable clothing (not shooting clothing).
- 6.17.11.5** During the Award or other Ceremonies the athletes are required to present themselves in their official national uniform or national tracksuits (tops and bottoms). All team members must be dressed in the same way.
- 6.18** **MEDIA RELATIONS**
- 6.18.7** Suitable facilities, assistance and co-operation must be provided for the press, radio, and television personnel, to ensure publicity. During competitions, however, the competitors must not be disturbed by photography and/or interviews.
- 6.18.8** The Final Results must be made available to the news media.
- 6.18.9** Progressive, preliminary, and final scores must be displayed on large scoreboards, to keep the shooters, spectators and the news media informed at all times. These scoreboards must be located near the competition ranges, but at a suitable distance to avoid disturbing the shooters.



6.19 FORMS

Protest Form – Page 1

Protest Information (to be completed by shooter or official)		
Championship:		
Protest to Jury		
Date	and time	of action or decision being protested.
Action or decision being protested (describe in writing):		
Reason for protest (also list ISSF Regulations or Rules concerned):		
Protest submitted by		
		Name
Nation		
Signature		

Protest information (to be completed by Organizing Committee)		
Protest received:		
	Date	Time
Amount Fee Paid		
Printed Name and Signature of official receiving protest		




RANGE INCIDENT REPORT FORM

IR

Incident Report Serial Number: (A record must be kept in Range Register)					
Date of Incident:		Time of Incident:			
Event:		Relay:		Firing Point:	
Competitor's Name:				Stage:	
Bib Number:		Nationality:		Series:	
Brief Details of Incident:					
Signature of Range Officer Initiating Report:			Printed Name:		Time:
Signature of Range Jury Member			Printed Name:		Time:
Signature of Classification Officer			Printed Name		Time:
Signature of Classification Jury Member			Printed Name		Time:
Signature of Ranking Technical Officer			Printed Name		Time:
Score Amendment Reference			Ref:		


NOTE: When completed by the Range Officials, this form must be sent to the Classification Office immediately.



	CLASSIFICATION OFFICE SCORE NOTIFICATION FORM		CN	
Event:		Date:		
Relay:		Elimination / Qualification:		
Preliminary Result Posted by (name):		Time:		
Protest Time ended at:		Time:		
There were NO Protests (name):		Results Confirmed		
OR...				
Protest Submitted (See Attached Protest Form)		Time Protest Received:		
Results NOT yet Confirmed				
Signature of Classification Officer:		Time:		
Signature of Classification Jury Member:		Time:		
Signature of Ranking Technical Officer:		Ref:		


NOTE: When completed by the Organizing Committee, this form should be sent to the Classification Office immediately.



		25 m Rapid Fire Pistol Men Malfunction Score Computation				A	
Stage & Relay	/	Series and	1 st / 2 nd		Time of Malfunction		
		Time Stage	8s / 6s / 4s				
Firing Point Number		Competitor's Name					
Bib Number		Nationality		Date			
For ALLOWABLE malfunction insert "AM", for NON-ALLOWABLE insert "NAM 0", for UNFIRED SHOTS insert "0" – only for misses, or for shots not fired on each single target in both series:							
Shot:	<i>Left</i>		<i>Middle</i>		<i>Right</i>		
Series:	Monitor	Monitor	Monitor	Monitor	Monitor	Total	
Competition							
Malfunction Repetition							
Final Score							
(Final Score equals the total of the lowest value score in each column)							
If <u>second part of a ten shot series</u> , the total of the previous (first) five shots must be recorded; if not, leave blank.			Previous five shot score:		Correct Ten shot score:		
Range Officer's Signature				Range Officer's Name (Printed)			
Range Jury Member's Signature				Range Jury Member's Name (Printed)			
Classification Officer's Signature				Classification Jury Member's Signature			
Confirmation of Manual Intervention of Computer Result at Ranking Computer					Technical Officer's Signature		
Classification Jury Member's Signature					Correction Reference Number		




NOTE: When completed by the Range Official and Jury Member, this form must be sent to the Classification Office immediately.

		25 m Pistol Women Precision / Rapid Fire Stage Malfunction Score Computation				B	
Relay		Series	1st / 2nd / 3rd / 4th / 5th / 6th			Time of Malfunction	
Firing Point Number		Competitor's Name					
Bib Number		Nationality		Date			
For ALLOWABLE malfunction insert "AM", for NON-ALLOWABLE insert "NAM 0", for UNFIRED SHOTS insert "0":							
Shot: Series:	1	2	3	4	5	Total	
Competition							
Malfunction Completion							
Final Score							
(Final Score is the total of the five shot-scores).							
If <u>second part of a ten shot series</u>, the total of the previous (first) five shots must be recorded; if not, leave blank.			Previous five shot score:		Correct Ten shot score:		
Range Officer's Signature				Range Officer's Name (Printed)			
Range Jury Member's Signature				Range Jury Member's Name (Printed)			
Classification Officer's Signature				Classification Jury Member's Signature			
Confirmation of Manual Intervention of Computer Result at Ranking Computer					Technical Officer's Signature		
Classification Jury Member's Signature					Correction Reference Number		




NOTE: When completed by the Range Official and Jury Member, this form must be sent to the Classification Office immediately.



		25 m Center Fire Pistol Precision / Rapid Fire Stage Malfunction Score Computation				C	
Relay		Series	1 st / 2 nd / 3 rd / 4 th / 5 th / 6 th	Time of Malfunction			
Firing Point Number			Competitor's Name				
Bib Number			Nationality	Date			
For ALLOWABLE malfunction insert "AM", for NON-ALLOWABLE insert "NAM 0", for UNFIRED SHOTS insert "0":							
Shot: Series:	1	2	3	4	5	Total	
Competition							
Malfunction Completion							
Final Score							
(Final Score is the total of the five shot-scores).							
If <u>second part of a ten shot series</u> , the total of the previous (first) five shots must be recorded; if not, leave blank.			Previous five shot score:		Correct Ten shot score:		
Range Officer's Signature				Range Officer's Name (Printed)			
Range Jury Member's Signature				Range Jury Member's Name (Printed)			
Classification Officer's Signature				Classification Jury Member's Signature			
Confirmation of Manual Intervention of Computer Result at Ranking Computer					Technical Officer's Signature		
Classification Jury Member's Signature					Correction Reference Number		

NOTE: When completed by the Range Official and Jury Member, this form must be sent to the Classification Office immediately.



		25 m Standard Pistol Men Malfunction Score Computation			D	
Relay	Series and		1 st / 2 nd / 3 rd / 4 th	Time of Malfunction		
	Time Stage		150 / 20 / 10 sec			
Firing Point Number			Competitor's Name			
Bib Number			Nationality	Date		
For ALLOWABLE malfunction insert "AM", for NON-ALLOWABLE insert "NAM 0", for UNFIRED SHOTS insert "0" – only for misses, or for shots not fired (by shot number) on the target in both series:						
Shot:	1	2	3	4	5	Total
Series:						
Competition						
Malfunction Repetition						
Final Score						
(Final Score is the total of the five lowest value shot-scores overall).						
If <u>second part of a ten shot series</u>, the total of the previous (first) five shots must be recorded; if not, leave blank.			Previous five shot score:		Correct Ten shot score:	
Range Officer's Signature			Range Officer's Name (Printed)			
Range Jury Member's Signature			Range Jury Member's Name (Printed)			
Classification Officer's Signature			Classification Jury Member's Signature			
Confirmation of Manual Intervention of Computer Result at Ranking Computer			Technical Officer's Signature			
Classification Jury Member's Signature			Correction Reference Number			



NOTE: When completed by the Range Officials and Jury Member, this form must be sent to the Classification Office immediately.

6.20 INDEX

10 m Air Pistol – Paper Target	6.3.2.6
10 m Air Rifle – Paper Target	6.3.2.3
10 m Events – Specific Rules for the Air Rifle and Air pistol events	6.11.4
10 m indoor air gun ranges	6.3.6.3.4
10 m Ranges - Firing Point Standards	6.3.15
10 m ranges - light measurements	6.3.17.4
10 m Ranges – target equipment	6.3.15.2
10 m Running Target – Electronic Scoring Targets	6.3.2.7.2.2
10 m Running Target – Paper Target	6.3.2.7.2
25 m and 50 m indoor ranges	6.3.6.3.3.1
25 m EST – Control Sheets	6.3.4.3
25 m Events – Score card	6.9.1
25 m Events – Scoring Procedures – indication of shots	6.9.1.2.4
25 m Events – Scoring Procedures – second register keeper	6.9.1.2.3
25 m Events – Scoring Procedures – Signalling of shot values	6.9.1.2.2
25 m Events – Scoring Procedures – supervision of the Jury	6.9.1.2
25 m Events – Scoring Procedures (Paper Targets)	6.9
25 m Events – Skid shots	6.9.1.1
25 m Events – targets	6.3.16.4
25 m Events – targets scored officially on the range	6.9.2
25 m outdoor ranges – open to the sky	6.3.6.3.3
25 m Pistol, Center Fire Pistol, Standard Pistol - usable targets	6.3.16.4.2
25 m Ranges – dimension of firing points	6.3.16.6
25 m Ranges – equipment of firing points	6.3.16.8
25 m Ranges – screens between the firing points	6.3.16.7
25 m Ranges - sections (groups)	6.3.16.5
25 m Ranges – Standards	6.3.16
25 m Rapid Fire Pistol – allocation of firing points	6.5.4.9
25 m Rapid Fire Pistol – Paper Target	6.3.2.4
25 m Rapid Fire Pistol Event - Groups of targets	6.3.16.4.1
25 m targets - direction of rotation	6.3.16.9.3
25 m targets - facing times	6.3.16.10
25 m targets – incorrect facing time	6.3.16.9.7
25 m targets - solid backing boards	6.3.16.11
25 m targets - time of turning	6.3.16.9.1
25 m targets – timing – duration of facing	6.3.16.9.6
25 m targets – turn simultaneously	6.3.16.9.4
25 m targets – turning and timing device	6.3.16.9.5
25 m targets - vibration	6.3.16.9.2
25 m Timing of Electronic Scoring Targets	6.3.16.12
25 m Turning Targets Installation Standards	6.3.16.9
25m and 50 m Precision Pistol – Paper Target	6.3.2.5
300 m Electronic Scoring Targets – Cross-fires	6.11.8.9
300 m outdoor ranges – open to the sky	6.3.6.3.1
300 m Ranges - Firing Point Standards	6.3.13



300 m Rifle – Paper Target	6.3.2.1
50 m outdoor ranges – open to the sky	6.3.6.3.2
50 m Ranges - Firing Point Standards	6.3.14
50 m Rifle – Paper Target	6.3.2.2
50 m Running Target – Paper Target	6.3.2.7.1
Additional sighting shots – Malfunction	6.12.2.1
Aiming area – only one (1) aiming area	6.3.1.5
Aiming exercises	6.2.2.6
Allocation of firing points – 10 m events	6.5.4.4
Allocation of firing points – 25 m Rapid Fire Pistol	6.5.4.9
Allocation of firing points – basic principles	6.5.4
Allocation of firing points – eliminations events on outdoor ranges	6.5.4.5
Allocation of firing points – equal conditions	6.5.4.1
Allocation of firing points – range constraints	6.5.4.3
Allocation of firing points – Running Target	6.5.6
Allocation of firing points – Shotgun	6.5.5
Allocation of firing points – supervised by the juries	6.6.2.5
Allocation of firing points – teams – more than one relay	6.5.4.6.1
Allowable Malfunctions	6.12.1.1
Alteration of a gun or equipment	6.11.6.2
Alteration of equipment after control	6.4.7
Annulment of a shot	6.11.8.8
Annulment of a shot – The shooter did not fire: confirmed	6.11.8.8.1
Annulment of a shot – The shot is reported by another shooter	6.11.8.8.2
Appeals	6.15.5
Application of ISSF Rules	6.1.2
Appropriate dressed for a public event – Clothing regulations	6.4.2.1
Awards and Records	6.17
Backing Cards 10 m / 50 m / 300 m	6.3.4.4
Backing Targets – 25 m	6.3.4.2
Backing Targets – 50 m	6.3.4.1
Backing Targets, Backing Cards, Control Sheets	6.3.4
Bib (Start) Numbers	6.4.10
Blinders	6.4.10.3
Camouflage	6.4.2.1
Cases for guns	6.2.2.4.2
Ceremonies – Appearance of the athletes	6.17.5.5
Certifying of scores by officials – initials of scorers	6.8.12
Changing or refilling – Gas or air cylinder	6.11.4.1.2
Chief Range Officer – duties and functions	6.7.1
Classification Jury – Electronic Scoring Targets	6.8.6
Classification Jury – supervision of scoring	6.8.5
Classification Office – duties and procedures	6.8.11
Clay Targets	6.3.2.9
Clock on the range	6.3.6.7
Clothing regulations – appropriate dressed	6.4.2.1
Coaching	6.10.5
Commands LOAD / START - UNLOAD / STOP	6.2.2.7.4
Common Range Standards	6.3.6



Communication on the range	6.3.6.12
Competition area	6.3.6.4
Competition Officials	6.7
Competition Rules	6.11
Complaint concerning failure to register or display a shot (EST)	6.13.4
Complaint during the sighting shots	6.13.4.5
Conduct of ISSF Championships	6.1.5
Control Card – Not able to produce – Running Target 50 m	6.11.6.5
Control Card – Not able to produce the Control Card	6.11.6.5
Control Sheets – 25 m EST	6.3.4.3
Count back situation – Transfer the values of excessive shots	6.11.7.2.3
Cross fires – Annulment of a shot	6.11.8.8
Cross-fires	6.11.8
Cross-fires – 300 m Electronic Scoring Targets	6.11.8.9
Cross-fires – Determination of a confirmed crossfire	6.11.8.3
Cross-fires – Determination of a not-confirmed crossfire	6.11.8.4
Cross-fires – Disclaim a crossfire	6.11.8.5
Cross-fires – Not confirmed by the Range Officer	6.11.8.7
Cross-fires – Scoring	6.11.8.1
Cross-fires – Sighting shot on a competition target of another shooter	6.11.8.1.1
Cross-fires – Sighting shot on a sighting target of another shooter	6.11.8.2
Cross-fires – The shooter did not fire: confirmed by the Range Officer	6.11.8.6
Decision on the value of a shot	6.8.14.4
Decisions – Jury	6.6.1.3
Decisions – Jury – cases not covered by the ISSF Rules	6.6.3
Decisions by the Classification Jury	6.15.4
Decisions of the Classification Jury	6.15.4
Deduction	6.10.6.2
Deduction from the score	6.8.16
Deduction of points – False information	6.10.6.7
Deduction of points – Impeding a shooter	6.10.6.6
Deduction of points – Not able to produce the Control Card	6.11.6.5
Deduction of points – Release of propellant charge during preparation	6.11.4.1
Deduction of points – Shot(s) before the command START	6.11.2.3.2
Deduction of points – Unapproved gun or equipment	6.11.6.1
Deductions – Too many shots per target	6.11.7.2.1
Deviations of specifications	6.3.5.1.1
Dimensions of scoring rings (outside diameter)	6.3.1.4
Disqualification	6.10.6.3
Disqualification – Impeding a shooter	6.10.6.6
Disqualification – Violation of safety rules	6.10.6.8
Disqualification in the Finals	6.10.6.3.1
Disturbances	6.11.9
Double Trap Ranges – Separat Double Trap Ranges	6.3.21.2.9
Double Trap Ranges – Using a Trap Range	6.3.21
Drawing of lots – allocation of firing points	6.5.4.2
Dry firing	6.2.2.6
Dry firing – Definition	6.2.2.6.1



Duties and Function of the Jury	6.6.2
Ear Protection	6.2.3
Electronic Scoring Targets	6.11.1.2
Electronic Scoring Targets – Checks by the Technical Delegate	6.6.2.2
Electronic Scoring Targets – responsibility of the shooter	6.11.1.2
Electronic Scoring Targets (EST)	6.3.1.7
Eligibility of shooters	6.4.10.2
Entries – Final entries	6.5.1
Equipment and Ammunition	6.4
Equipment Control – examination before using the equipment	6.4.2.2
Equipment Control – information of shooters and team officials	6.4.3
Equipment Control – instruments, gauges	6.4.1
Equipment Control – marking of equipment and guns	6.4.6
Equipment Control – marking of equipment and guns Running Target	6.4.6.1
Equipment Control – registration	6.4.5
Equipment Control – re-inspection	6.4.8
Equipment Control – responsibility of the shooter	6.4.2
Equipment Control – supervision by the Jury	6.4.4
Equipment Control – Unfair advantage over others	6.4.2
Equipment Control – validity	6.4.9
Equipment Control – validity having not “one time only” EC	6.4.9.1
Equipment control in interest of safety	6.2.2.2
Examination and check by the Jury	6.6.2.1
Examination by the jury – Extra shot	6.13.4.4
Examination of Electronic Scoring Targets	6.7.11
Examination of equipment, guns positions during competition	6.6.2.4
Examination of equipment, guns, positions	6.6.2.3
Examination of Paper and Clay Targets by the Technical Delegate	6.3.1.2
Extra shot – Annuling of the last shot fired (extra to the competition)	6.13.4.4
Extra shot – Directed to fire an aimed shot	6.13.4.2
Extra shot – Not registered and displayed on the monitor	6.13.4.3
Extra shot – Registered and displayed on the monitor	6.13.4.2.1
Eye Protection	6.2.4
Failure of a single target	6.13.3
Failure of all targets on a range	6.13.1
Failure of all targets on a range – Competition procedure	6.13.2
Failure of Electronic Scoring Target Systems 10 m and 50 m	6.13
Failure of the paper or rubber band	6.13.5
False information	6.10.6.7
Fees – Protest and Appeals	6.15.1
Final Result List – available to the media	6.18.2
Final Scores	6.18.3
Finals – 25 m Pistol Events	6.16.5
Finals – Absent Finalists at the starting time – ranking	6.16.4.4.1
Finals – Aiming exercises	6.16.4.5.3.6
Finals – Announcement of Official Results	6.16.4.6.2
Finals – Announcement of shots – 10 m / 50 m events	6.16.4.5.3.1
Finals – Announcement of shots – 25 m Pistol	6.16.5.4.4
Finals – Announcement of shots – 25 m Rapid Fire Pistol	6.16.5.3.5



Finals – Carrier operating systems	6.16.4.5.3.5
Finals – Check of shooters and equipment before the Finals	6.16.2.1
Finals – Competition 25 m Pistol	6.16.5.4
Finals – Competition 25 m Rapid Fire Pistol	6.16.5.3
Finals – Competition Commands – 10 m / 50 m events	6.16.4.5.3
Finals – Competition Procedures	6.16.1
Finals – Delay of Finals	6.16.2.2
Finals – Discharge of gas in air guns: 2 points DEDUCTION	6.16.4.3.5
Finals – Dry firing prohibited	6.16.4.5.3.6
Finals – Events-Programme 10 m / 50 m	6.16.4
Finals – Failure of a single target – 10 and 50 m events	6.16.6.5.6.1
Finals – Failure of a single target – 25 m events	6.16.6.5.6.2
Finals – Failure of all Finals targets	6.16.6.5.1
Finals – Failure of all Finals targets – 10 and 50 m events	6.16.6.5.5.1
Finals – Failure of all Finals targets – 25 m events	6.16.6.5.5.2
Finals – Final Official Results	6.16.6.6
Finals – Introduction of Finalists	6.16.3
Finals – Language	6.16
Finals – Malfunctions of a gun (all events)	6.16.6.4
Finals – More than one shot fired	6.16.4.5.3.4
Finals – Number of finalists 10 m / 50 m events	6.16.4.1
Finals – Number of finalists 25 m Events	6.16.5.1
Finals – Olympic Events	6.16
Finals – Paper targets 10 m / 50 m	6.16.4.3.2
Finals – Preparation Time 10 m / 50 m	6.16.4.3.4
Finals – Preparation Time 25 m Events	6.16.5.2.3
Finals – Protests in Finals	6.16.7
Finals – Protests in Finals – Decisions	6.16.7.2
Finals – Qualification – full programme	6.16.1.1
Finals – Reporting time printed in the official program	6.16.2.2
Finals – Reporting to the range	6.16.2
Finals – Scoring	6.16.6.6.3
Finals – Shooter not reported in time: 2 points DEDUCTION	6.16.2.3
Finals – Shots fired before START or after STOP – 10 m / 50 m	6.16.4.5.3.3
Finals – Sighting Commands	6.16.4.5
Finals – Starting Positions 10 m / 50 m	6.16.4.2
Finals – Starting Positions 25 m Pistol	6.16.5.2.2
Finals – Starting Positions 25 m Rapid Fire Pistol	6.16.5.2.1
Finals – Starting time	6.16.4.4
Finals – Targets 10 m / 50 m	6.16.4.3
Finals – Targets presentation EST 10 m / 50 m	6.16.4.3.3
Finals – Tied scores 10 m / 50 m events	6.16.4.6
Finals – Tied scores 25 m Pistol Women	6.16.6.3
Finals – Tied scores 25 m Rapid Fire Pistol Men	6.16.6.2
Finals – Trigger weight tests before the Finals	6.16.2.1
Firing after the command UNLOAD / STOP	6.2.2.7.1
Firing before the command LOAD / START	6.2.2.7.1
Firing line	6.3.6.1



Firing line – marking and measurement	6.3.8.4
Firing point – substances	6.3.6.3.5
Firing points – equipment	6.3.12.2
Flash photography – indication of forbiddance	6.3.6.6.1
Forms	6.19
Formula for the qualification round	6.5.4.5.4
Function firing range	6.5.7.4
Gas / Co2 Cylinder – shooters responsibility	6.2.2.8
Gas or air cylinder – Changing or refilling	6.11.4.1.2
Gauge 4.5 mm INWARD	6.3.2.8.4
Gauge 4.5 mm OUTWARD – 10 m Air Rifle / 10 m Running Target	6.3.2.8.5
Gauge for 25 m Center Fire Pistol	6.3.2.8.1
Gauge for 300 m Rifle	6.3.2.8.2
Gauge for scoring inner tens Air Pistol	6.3.2.8.4.2
Gauge for scoring inner tens Air Rifle with an Air Pistol gauge	6.3.2.8.4.1
Gauge for Small Bore Rifle and Pistol – calibre 5.6 mm	6.3.2.8.3
Gauges – examination by the Technical Delegate	6.3.2.8.8
Gauges 4.5 mm OUTWARD – 10 m Air Pistol	6.3.2.8.6
Gauges for paper targets	6.3.2.8
General firing point standards 300 m, 50 m, 10 m	6.3.12
General Target Requirements	6.3.1
General TR	6.1
Gun cases	6.2.2.4.2
Handling of guns – after STOP	6.2.2.7.5
Handling of guns – Removing of guns during the course	6.2.2.3
Handling of guns – Self discipline	6.2.2
Handling of Targets	6.11.1
Height of targets	6.3.9
Hits outside the scoring rings	6.8.14.6
Horizontal variations of targets	6.3.10-6.3.11
Horizontal variations for Firing Points	6.3.11
Horizontal variations for Target Centers	6.3.10
Impeding a shooter	6.10.6.6
Incident Report	6.8.15
Independent determination of results	6.8.13
Index	6.20
Individual Tie – Perfect score	6.14.1.1
Individual Ties	6.14.1
Indoor range – light measurements	6.3.17.4
Indoor range – light requirements (Lux)	6.3.17
Information about malfunctions	6.12.2.3
Information of failure to register or display a shot (EST)	6.13.4.1
Information of shooters and team officials – change of schedule	6.5.2
Infringements and Disciplinary Rules	6.11.6
Infringements and Disciplinary Rules – Jury’s action / examination	6.11.6.1
Inner Ten – Air Rifle	6.8.14.1
Inner Tens – Marking	6.3.1.4
Inner Tens Marking – Air Pistol	6.3.2.8.4.2
Inner Tens Marking – Air Rifle	6.3.2.8.4.1



Insert a plug gauge	6.8.14.5
Inspection of Ranges by the Technical Delegate	6.3.5.1.1
Interruptions	6.11.5
Irregular Shots 10 m, 50 m and 300 m	6.11.7
Juries – Advice and Supervision	6.6.1.1
Juries – Appointment of Juries	6.6.1
Juries – Competition Juries – General	6.6
Jury – Decisions	6.6.1.3
Jury – Examination and check before the competition	6.6.2.1
Jury – Knowledge and enforcement of the ISSF Rules	6.6.1.2
Jury – Majority	6.6.2.7
Jury – Responsibilities	6.6.1.1
Jury – supervising – examination of equipment, guns, positions	6.6.2.3
Jury – Time extension by the Jury	6.11.5.2
Jury – Too slow marking or changing of targets	6.11.1.1.2.2
Jury Members – advice or assistance of shooters	6.6.4
Jury Members – shooters or team officials	6.6.4
Jury Members on the Target Line – 25m	6.7.8
Knowledge of the Rules	6.1.4
Late arriving	6.11.6.4
Left-handed	6.1.4.1
Light measurement on indoor ranges	6.3.17.4
Light requirements on indoor ranges	6.3.17
Line of targets	6.3.6.1
Line officer – Running Target	6.7.4.3
Load – more than one (1) pellet loaded	6.11.4.2
Loading of guns	6.2.2.7
Loading of guns – using a magazine	6.2.2.4.1
Main scoreboard	6.8.1.1
Majority – Jury	6.6.2.7
Malfunction – Extra time if not fault of a shooter	6.12.2.2
Malfunctions	6.12
Malfunctions of guns / ammunition	6.12.1
Marker – paper targets – 25 m	6.7.7.4
Media Relations	6.18
Media Relations: Facilities – assistance – cooperation	6.18.1
Men's events	6.1.4.2
Miss – Not fired shots	6.11.2.3.2
Mobile telephones	6.3.6.6
Mobile telephones – indication of forbiddance	6.3.6.6.1
Monitor – Visibility	6.11.1.2.1
Move to a reserve position	6.13.4.3
Moving to another firing point	6.11.5.2
Non Allowable Malfunctions	6.12.3
Not fired shots	6.11.2.3.2
Not sign the printer record – Electronic Scoring Targets	6.11.1.2.3
Note of failure to register or display a shot (EST)	6.13.4.1
Numbering of target frames and firing points	6.3.6.8



Numbering of Targets	6.8.9
Objective and Purpose of ISSF Rules – Ranges, Targets	6.1.1
Official Training	6.5.7.1
Officials area	6.3.6.5
Organization of ISSF Championships	6.1.5
Organizing Committee and appointments	6.1.5.1
Paper Targets	6.3.2
Paper targets – 10 m events	6.11.1.1.1
Paper targets – 10 m events: changing of targets	6.11.1.1.1.1
Paper targets – 10 m events: putting behind after 10 shots series	6.11.1.1.1.2
Paper targets – 50 m Rifle and Pistol	6.11.1.1.2
Paper targets – 50 m Rifle and Pistol: changing of targets	6.11.1.1.2.1
Paper targets – 50 m Rifle and Pistol: too slow marking or changing	6.11.1.1.2.2
Paper targets – Handling of targets	6.11.1
Paper targets – Scoring Protests –right to see the targets	6.15.4.3.2
Pellet – load only one (1)	6.11.4.2
Penalties for Rule Violations	6.10.6
Penalty Cards	6.10.6.4
Pit Officer – paper targets	6.7.5
Pit Officer – paper targets – Running Target	6.7.6
Pre-Event Training	6.5.7.2
Preliminary scores	6.8.1
Preliminary Scores	6.18.3
Pre-Match Administration	6.5
Preparation Time	6.11.2.1
Preparation Time – Handling guns, dry firing, aiming exercises	6.11.2.1.2
Preparation Time – Sighting targets, pre-competition checks	6.11.2.1.1
Presence of the Jury	6.6.2.7
Procedure for Examination of Electronic Scoring Targets	6.7.11
Progressive Scores	6.18.3
Propaganda	6.10.1
Protection against rain, sun, wind	6.3.6.3
Protest concerning the shot-value on Electronic Scoring Targets	6.13.6
Protest time	6.15.4.1
Protests – dealt by the jury	6.6.2.6
Protests – Scoring Protests – Classification Jury	6.15.4
Protests – Verbal	6.15.2
Protests – Written Protests	6.15.3
Protests and Appeals	6.15
Put down a gun	6.2.2.7.2
Questioned shot – Scoring	6.13.4.2.4
Questioned shot not located	6.13.4.2.5
Range and Target Standards	6.3
Range Officer(s) – duties and functions	6.7.2
Range Officers – Knowledge and enforcement of the ISSF Rules	6.6.1.2
Range Officers – Responsibilities	6.6.1.1
Range Standards	6.3.5
Ready to shoot – Shooter	6.10.4
Records	6.17



Register Keeper – paper targets	6.7.3
Register Keeper – paper targets – Running Target	6.7.4
Register Keeper's equipment	6.3.6.11
Release of propellant charge during the 10 m competition	6.11.4.1.1
Remaining time	6.11.3
Repair or replace a gun – maximum time 15 min	6.12.2
Replace or repair a gun – maximum time 15 min	6.12.2
Replacement of a shooter in a team event	6.5.3
Report to the jury – Extra shot	6.13.4.2.1
Reserve position	6.13.4.3
Responsibility of range officials LOAD / START - UNLOAD / STOP	6.2.2.7.4
Responsibility of the shooter - equipment	6.4.2
Responsibility of Transportation of Targets	6.8.10
Result Booklet	6.8.2.
Result list – containing	6.8.2
Result lists – Abbreviations	6.8.2.9.2
Result lists – report to the ISSF – Headquarter	6.8.3 – 6.8.4
Resume shooting after STOP	6.2.2.7.3
Re-test / re-inspection of a gun or equipment	6.11.6.3
Right-handed	6.1.4.1
Rule Violations – Penalties	6.10.6
Rules for all Rifle and 10 m & 50 m Pistol Events	6.11.2
Rules of conduct for Shooters and Officials	6.10
Running Target – allocation of firing points	6.5.6
Running Target – Dry Firing Position	6.3.18.5.1
Running Target – Line officer	6.7.4.3
Running Target – Run times	6.3.18.8
Running Target – shooter visible to the spectators	6.3.18.5
Running Target – wide of the firing station	6.3.18.5.1
Running Target Ranges	6.3.18.11
Running Target Ranges 10 m	6.3.18.11.2
Running Target Ranges 50 m	6.3.18.11.1
Safety	6.2
Safety of ranges	6.3.6.2
Safety of shooters, range officials, spectators	6.2.2
Safety requirements	6.2.1
Samples of Paper and Clay Targets by the ISSF Headquarter	6.3.1.1
Schedules – checked by the juries	6.6.2.5
Scope of Technical Rules	6.1.3
Scoring in the Classification Office	6.8.7
Scoring Procedures	6.8
Scoring Procedures (Paper Targets) 25 m Events	6.9
Scoring Protests	6.15.4
Scoring Protests – Electronic Scoring Targets	6.15.4.2
Scoring Protests – Electronic Scoring Targets: 2 points DEDUCTION	6.15.4.2.3
Scoring Protests – Paper Targets	6.15.4.3
Scoring zones – scoring rings	6.3.1.6
Second Register Keeper – paper targets – 25 m	6.7.7.3



Shadow on targets	6.3.5.1.2
Shooter – ready to shoot	6.10.4
Shooter on the firing point – safe direction	6.2.2.4
Shooting after STOP / UNLOAD	6.2.2.7.3
Shooting Distances	6.3.8
Shooting Distances - measurement	6.3.8.1
Shooting mats	6.3.12.2.2
Shooting tables	6.3.12.1
Shoot-off – Ties in Olympic Events with Finals	6.14.6
Shoot-off for 25 m Events	6.14.6.5
Shot(s) after the command STOP	6.11.3.3
Shot(s) before the command START	6.11.2.3.2
Shotgun – allocation of firing points	6.5.5
Shotgun– selection of ranges and rounds	6.5.5
Shots in dispute	6.8.14.2
Shots out of the area of the Control Sheet	6.3.4.3.2
Sighters – Match changing done by the shooters	6.11.1.2
Sighting shots	6.11.2.3
Sighting shots after the first competition shot	6.11.2.3.1
Sighting shots before the first competition shot	6.11.2.3.1
Sighting Targets – Paper Targets	6.3.3
Sign the printer record – Electronic Scoring Targets	6.11.1.2.2
Signal systems on the range and to the pits	6.3.6.13
Skeet Ranges – Standards	6.3.22
Skid Gauge	6.3.2.8.7
Skid shots – 25 m Events	6.9.1.1
Slow marking or changing: paper targets – 50 m Rifle	6.11.1.1.2.2
Smoking	6.3.6.4.1
Sound producing equipment	6.2.5
Special devices – clothing	6.4.2.1.1
Spectators area	6.3.6.5.1
Spirit of the ISSF Rules	6.4.2
Standards for Running Target Ranges – General	6.3.18
Standards for Shotgun Ranges	6.3.19
Start of competition	6.11.2.2
Stop firing more than 3 minutes	6.11.5.1
Stop firing more than 5 minutes or moving to another firing point	6.11.5.2
Stop shooting by Jury Member / Range Officer in interest of safety	6.2.2.1
substances – put on the firing point	6.3.6.3.5
Substitute gun – Malfunction	6.12.1.2
Sun – direction of Ranges	6.3.5.1.2
Systems of targets	6.3.6.10
Target line	6.3.6.1
Target Officer – Electronic Scoring Targets	6.7.9
Target Officer – paper targets	6.7.5
Target Officer – paper targets – 25 m	6.7.7
Target paper	6.3.1.3
Targets – fixing	6.3.6.9
Targets – no movement	6.3.6.9



Team Leader	6.10.2
Team Leader – responsibilities	6.10.3
Team scores in 50 m and 300 m eliminations events	6.5.4.6
Team Ties	6.14.7
Technical Delegate – Check of Electronic Scoring Targets	6.6.2.2
Technical Delegate: examination of gauges	6.3.2.8.8
Technical Delegate: report of World / Olympic Records	6.17.3
Technical Delegate: Shotgun events – selection of ranges / rounds	6.5.5
Technical Delegate: Supervision – allocation of firing points	6.5.4.2
Technical Officers – Electronic Scoring Targets	6.7.10
Test of guns (function test)	6.5.7.4
Tie-Breaking – 25 m Events without Finals	6.14.3
Tie-Breaking – Count back rule	6.14.2
Tie-Breaking – General	6.14
Tie-Breaking – Individuals	6.14.1
Ties – 25 m Events without without Finals for the first 3 places	6.14.3
Ties in Olympic Events with Finals – Shoot-off	6.14.6
Time extension by the Jury – Marking on the incident report	6.11.5.3
Time extension by the Jury – Moving to another firing point	6.11.5.2
Time extension by the Jury – Stop firing more than 5 minutes	6.11.5.2
Time extension by the Jury –slow marking or changing of targets	6.11.1.1.2.2
Timing Running Target	6.3.18.9
Timing Running Target ISSF Championships	6.3.18.10
Titles and Medals	6.17.5
Titles and Medals – Olympic Games	6.17.5.1
Titles and Medals – Time of awarding	6.17.5.4
Titles and Medals – World Championships	6.17.5.2
Titles and Medals – World Championships for individuals and teams	6.17.5.3
Too many shots in an event or position	6.11.7.1
Too many shots per paper target	6.11.7.2
Too many shots per target – 2 occurrences	6.11.7.2.1
Too many shots per target – More than 2 occurrences	6.11.7.2.1
Too many shots per target – Three position events – consideration	6.11.7.2.4
Too many shots per target – Transfer the values of excessive shots	6.11.7.2.2
Touching a ring	6.8.14.1
Training – General	6.5.7
Transfer the values of excessive shots – Count back situation	6.11.7.2.3
Transfer the values of excessive shots – Too many shots per target	6.11.7.2.2
Transportation of Targets	6.8.8
Trap and Double Trap pit section	6.3.20
Trap Ranges – Standards	6.3.19.1
Unapproved gun or equipment	6.11.6.1
Unfair advantage over others	6.4.2
Unofficial Training	6.5.7.3
Use of transparent gauges	6.8.14.3
Value of shots	6.8.14
Verbal Protests	6.15.2
Verifying of Paper and Clay Targets by the ISSF Headquarter	6.3.1.1



Verifying of safety of guns	6.2.2.5
Violation of safety rules	6.10.6.8
Violations – concealed	6.10.6.5.2
Violations – open	6.10.6.5.1
Warning	6.10.6.1.1
Wind flags 50 m / 300 m	6.3.7
Women's events	6.1.4.2
World / Olympic Records – report by the Technical Delegate	6.17.3
World / Olympic Records – requirements in the General Regulations	6.17.4
World Records – Indoor Ranges 25 m and 50 m	6.17.2.1
World Records: eliminations – qualifications – finals	6.17.2
Written Protests	6.15.3
Written Protests – Decision forwarded to the ISSF HQ	6.15.6

22_technical_2009_1st.docx / 1/31/2011 4:47:00 PM