



USA SHOOTING - NRA PROGRESSIVE-POSITION AIR PISTOL RULES

EFFECTIVE JANUARY 31, 2014

UPDATED: 18 JUNE 2014

Table of Contents

1. General Regulations	5
1.1 Introduction	5
1.2 Purpose of Rules	5
1.3 Intent and Spirit of Rules	5
1.4 Authority to Establish Rules	5
1.5 Application of Rules	5
1.6 Amendments to the Rules	5
1.7 National Jury of Appeal	5
1.8 Sanctioned Competition	6
2. Safety	6
2.1 Handling Pistols.....	6
2.2 “Load”	7
2.3 “Start”	7
2.4 “Stop”	7
2.5 Loaded Air Pistol	7
2.6 Removing Pistol From Firing Line.....	7
2.7 Range Safety Emergency.....	7
2.8 Personal Safety	8
3. Eligibility to Compete	8
3.1 Individual Competitors.....	8
3.2 Teams.....	8
3.3 Equipment Divisions.....	9
3.4 Categories and Skill-Level Classifications.....	9
3.5 Mandatory Promotions.....	9
3.6 National Champion	10
4. Air Pistols and Equipment.....	10
4.1 Air Pistols and Sights	10
4.2 Clothing and Accessories	10
4.3 Support Equipment	11

http://www.usashooting.org/library/Youth_Development/Z_PPP_Counterbalance_T_Stand.pdf	12
4.4 General Equipment Rules	12
5. Competition Conditions	12
5.1 Shooting Positions and Course of Fire	13
5.2 Coaching.....	15
5.3 Time Limits	15
5.4 Targets	15
5.5 Range Specifications	16
5.6 Competition Program	17
6. Competition Officials and Their Duties	18
6.1 Competition Director	18
6.2 Range Officers	18
6.3 Jury	18
6.4 Equipment Control Chief.....	18
6.5 Statistical Officer	19
6.6 Scorers.....	19
6.7 Team Coach.....	19
7. Competition Procedures	19
7.1 Entries	19
7.2 Firing Point Assignments (Squading)	20
7.3 Equipment Control.....	20
7.4 Moving Equipment To or From Firing Line	20
7.5 Preparation Period.....	20
7.6 Beginning and End of the Competition.....	20
7.7 Ten and Five Minute Warnings	21
7.8 Two Minute Warning	21
7.9 Target Change Periods	21
7.10 Dry Firing.....	21
7.11 Sighting and Record Shots	21
7.12 Range Commands	22
7.13 Irregular Shots.....	23
7.14 Interruptions in Shooting.....	24

7.15 Malfunctions	25
7.16 Spectators and Media	26
7.17 Penalties for Rules Violations	26
8. Scoring Targets.....	27
8.1 Value of Shots	27
8.2 Paper Target Scoring.....	27
8.3 Electronic Targets.....	30
8.4 Breaking Ties	30
8.5 Results Lists.....	31
9. Protests and Appeals	31
9.1 Scoring Protests (Challenges).....	31
9.2 Protests of Competition Conditions.....	32
9.3 Appeals of Protest Decisions.....	32
10. Finals	33
10.1 Final Round Procedures	33
10.2 Preparing for the Final	34
10.3 Conducting the Final	36
10.4 Special Finals Procedures.....	42

1. General Regulations

1.1 Introduction

The Progressive-Position Pistol (PPP) program is intended to introduce young pistol shooters to competitive pistol target shooting and give them a natural progression into the Junior Olympic pistol competitions sponsored by USA Shooting (USAS) and the conventional pistol competitions sponsored by the National Rifle Association of America (NRA). The program is designed to allow competitors to participate with a minimum outlay for equipment and expense. Along the same lines, range requirements are designed with enough flexibility to enable a program to be set up almost anywhere that air pistols can be discharged safely and legally.

1.2 Purpose of Rules

The purpose of these Rules is to establish a single national standard rulebook for Progressive-Position Pistol competition in the United States. All competitors, team leaders and competition officials must be familiar with these Rules and ensure that they are enforced. These Rules may be used to govern any Progressive-Position Pistol competition, whether it is a major national event or a small event involving only two or three teams.

1.3 Intent and Spirit of Rules

The Rules are intended to ensure fair competition for all. Anything that may give a competitor an advantage over others and which is not specifically authorized in these Rules, or which is contrary to the intent and spirit of these Rules, is prohibited. Range Officers and Juries may decide cases not provided for in these Rules, but any such decisions must be based on the intent and spirit of these Rules. No decision by a Range Officer or Jury may be made that is contrary to these Rules.

1.4 Authority to Establish Rules

USA Shooting and the NRA have joint authority to amend or modify these rules after coordination between both organizations.

1.5 Application of Rules

All organizations that promote youth shooting competitions are encouraged to use these Rules to govern Progressive-Position Pistol competitions that they conduct. This ensures that all Progressive-Position Pistol competitors and coaches have the same rules govern all competitions in which they participate.

1.6 Amendments to the Rules

USA Shooting and the NRA may meet as needed to review these rules and approve amendments for the next edition of the Rules. Anyone with recommendations for rule changes is urged to submit them to USA Shooting's National Pistol Coach, Youth Programs Manager or the NRA Competitions Division Airgun Coordinator.

1.7 National Jury of Appeal

USA Shooting and the NRA may appoint a National Jury of Appeal or Protest committee consisting of three experienced, expert competition officials. The National Jury advises competition sponsors, coaches and competitors; answers questions about the Rules and resolves protests and disputes. The National Jury is authorized to decide protests appealed to it by participants in sanctioned competitions (see Rule 9.3). Decisions by the National Jury on protests are final and cannot be appealed further. The National Jury

also issues rulings and interpretations regarding the Rules. Anyone who wants additional information concerning the Rules, who requests a rule interpretation, or who wants to resolve a protest or dispute should contact USA Shooting or the NRA.

1.8 Sanctioned Competition

Any competition sponsor may use these Rules to conduct a Progressive-Position Pistol competition, with or without official sanctioning from a national shooting organization. USA Shooting, nevertheless, encourages all competition organizers to sanction their competitions so that they can be listed in a national registry of coming events, to make competitors in the competitions eligible for national recognition awards, and so that outstanding scores fired in the competition can be recognized as National Records. Any team, club or other organization may request sanctioning, regardless of whether or not they are formally affiliated with USA Shooting. To request sanctioning, logon to your [club](#) Railstation account and register your competition online. If you have problems using the online competition registration, contact:

USA Shooting Competitions
One Olympic Plaza
Colorado Springs, CO 80909
Email competitions@usashooting.org
Tel. 719-578-4882

2. Safety

Target shooting is a very safe sport. However, it is safe only when proper precautions are taken and appropriate rules are followed.

Safety is the foremost concern in all shooting sports. The safety of competitors, competition officials and spectators requires constant, disciplined attention to safe gun handling. Applicable safety rules for Progressive-Position Pistol competitions include both these Rules and the **Safety Rules for Air Pistol Ranges**. Every competitor is responsible for following all established safety rules and safe pistol-handling procedures. A competitor who handles a pistol in an unsafe manner or who violates safety rules may be disqualified.

2.1 Handling Pistols

All pistols must be handled with maximum care at all times. When handling a pistol, care must be taken to keep the muzzle pointed in a safe direction and the pistol action open. All pistols must be cleared and either cased or benched, and no one may touch or handle a pistol while there is someone downrange.

When uncased pistols are being moved from one place to another on the range, or when they are required to be cleared and benched, a Clear Barrel Indicator (CBI) must be inserted in the bore so that at least one inch of the line is visible at both the breech and muzzle ends.

A CBI can be made from a piece of string trimmer line (preferably orange, but any color will suffice) of 0.09 inches in diameter. This size is flexible enough to be inserted through the breech of most air guns; yet it is stiff enough to push a pellet out of the bore.

This Rule **does** apply to spring-piston air pistols. Competent technical authorities have determined that low velocity air guns (muzzle velocity less than approximately 600 feet per second) are not damaged by discharging them without a pellet. All known target air pistols fall within this category.

2.2 “Load”

Pistols may be loaded only on the firing line. The pistol barrel must be pointed up or downrange during the cocking and loading procedure. Pistols may be loaded only after the command **LOAD** or **START** is given.

2.3 “Start”

Competitors may begin to fire at their targets only after the Range Officer gives the command **START**. Any shot fired before the command **START** in a competition will be penalized two (2) points on the first competition target (see Rule 7.13.1). The command **START** must only be used to signal the start of shooting time; never to begin a preparation period or other activity where live-fire shooting is not permitted.

2.4 “Stop”

When the command **STOP** or **STOP-UNLOAD** is given, all shooting must stop immediately, pistols must be made safe in accordance with Rule 2.1, above, and pistols must be placed on the firing point with the muzzles pointed down range. Any shot fired after the command **STOP** in a competition must be scored as a miss (see Rule 7.13.2).

2.5 Loaded Air Pistol

If a competitor has a loaded pistol after the command **STOP** is given, the competitor must retain his or her grip on the gun and inform the Range Officer immediately by raising his or her other hand and declaring “**Loaded Pistol.**” The Range Officer will then direct the competitor to clear the pistol by firing it into a pellet discharge container or towards an area of the backstop where there are no targets (see also Rule 7.13.4). The CBI can also be used to push the pellet from the barrel. Note: Many ranges utilize a metal can or similar container filled with paper or other soft material that has masking or duct tape over the open end and a handle that allows the Range Officer to hold the Pellet Discharge Container (PDC) in front of the muzzle of a loaded pistol.

2.6 Removing Pistol From Firing Line

Every pistol must be made safe by opening the cocking lever, bolt, or loading port and inserting the CBI before removing it from the firing line. Any pistol that remains loaded must be unloaded before it can be removed from the firing line (see Rule 2.5). No pistol may be removed from the firing line during or after a competition until it is cleared by a Range Officer.

2.7 Range Safety Emergency

Any person who observes an unsafe situation anywhere on the range must notify a Range Officer immediately. If a Range Officer is not immediately available, any person may command **STOP** in a safety emergency where there is not sufficient time to call a range officer.

2.8 Personal Safety

2.8.1 Eye and Hearing Protection

All competitors, team officials and competition officials who will be on or near the firing line are urged to wear eye and hearing protection, as appropriate, while on the range. If special regulations for a competition or range require competitors or officials to wear eye or ear protection, that requirement **must be published** in the competition program.

2.8.2 Personal Hygiene

All competitors and other personnel who handle lead pellets are urged to not handle food during shooting and to thoroughly wash their hands immediately after completing shooting.

3. Eligibility to Compete

3.1 Individual Competitors

Any person may compete in Progressive-Position Pistol until 31 December of the year of his or her 20th birthday. There is no minimum age limit. For the purposes of these Rules, a competitor's age for the entire year is considered to be the age of that competitor on 31 December of the year.

Both sexes compete equally. Award classes may be added for female International Standing shooters.

3.2 Teams

A team consists of three members of either or both sexes. Team Members must be identified and entered prior to the start of the actual competition.

A team must represent a club, school, JROTC unit or similar organization. All team members must be members of the club, team, school or other organization. All team members must reside in the geographic proximity of the city where the club, team, school or other organization is based and participate regularly in its activities. Teams that enter competitions are subject to an eligibility determination by the Jury (Rule 6.3). Such rulings must be based on this rule. Jury decisions on team eligibility may be appealed to the National Jury of Appeal (Rules 1.7 and 9.3). In cases where doubt exists regarding the eligibility of a team or individual members of a team to compete, or to avoid the possibility of disqualification at a competition, teams with a member who lives outside of the immediate geographic area of the club, school or organization may request a ruling from the National Jury of Appeal in advance regarding their team eligibility.

Note: It is the intent of this rule to foster competitions between clubs or school teams and to preclude the entry of all-star or "pick up" teams where the best competitors from different clubs are assembled to enter a specific competition.

At National level competitions only, it is possible for the organizers to include "State Association Teams" as an optional separate award category. NRA rule 2.12 will govern the details of eligibility for this one team category.

Just as there are categories of shooters (see Rule 3.4), so are there categories of teams. They are:

- Supported-Position Teams
- Mixed-Position Teams
- International Standing Teams.

Supported-Position Teams consist entirely of members who are in the Supported positions.

Mixed-Position Teams must have one member who shoots in a Supported position. The other two members must shoot in the International Standing position.

International Standing Teams are composed entirely of members who shoot from the Sub-Junior International Standing Position and the International Standing position.

A person may belong to two or more clubs, schools and/or a JROTC unit or other similar organization and may compete as a member of different teams in different competitions. However, no one may compete as a member of more than one club team in one tournament.

Note: as a separate team match, the State Association Team match does not preclude a team member from also being a member of a club team at the same event.

3.3 Equipment Divisions

There are no separate equipment divisions.

3.4 Categories and Skill-Level Classifications

3.4.1 Categories

There are four categories of competitors in the Progressive-Position Pistol Program. They are defined by the shooting position used by the competitor. They are:

- Basic Supported
- Standing Supported
- Sub-Junior International Standing
- International Standing

See Rule 5.1 for a description of each position.

3.4.2 Special Categories and Classifications

Competition sponsors are not required to use special categories or classifications in Progressive-Position Pistol competitions. Competition sponsors may, however, use special categories to establish separate competitor ranking lists and offer awards based on those categories. Special categories **must be described in the Competition Program**. Categories that may be used include, but are not limited to:

Gender

Competitors may be divided into male and female categories.

Organizations

Competitors may be divided into groups of competitors who represent different types of organizations such as JROTC units, 4-H clubs, American Legion clubs, BSA Venturing crews, or other identifiable groups.

3.5 Mandatory Promotions

- A shooter who shoots from either of the Supported positions will be promoted to the next position (see Rule 3.4.1) when he or she reaches the maximum age for the current position.

This Rule is not intended to prevent a shooter from being voluntarily promoted to a higher level as long as the age limits are not violated.

3.6 National Champion

The top male and female athletes who win the International Standing category at the National Championship tournament will be declared the National Champions. The top 2 men and the top 2 women in the International Standing Category will be named to the National Junior Olympic Pistol Squad.

4. Air Pistols and Equipment

4.1 Air Pistols and Sights

The match is a precision pistol event. Multi-shot pistols may be used, but only a single pellet may be loaded at any given moment. The pistols must be of .177 caliber (4.5 mm), and may use air or compressed, non-flammable gas (such as CO₂) for propellant.

4.1.1 Minimum Trigger Pull

The minimum trigger pull is 500 grams (1.1 pounds).

4.1.2 Dimensions and Weight

The air pistol must not weigh more than 1,500 grams. It must fit entirely inside a box measuring 420 x 200 x 50 millimeters.

4.1.3 Grips

Neither the grip nor any other part of the pistol may touch behind the hand. When the pistol is held in the firing position, the wrist must be visibly free.

4.1.4 Sights

Only open sights are allowed.

Corrective lenses may be worn by the shooter, but may not be attached to the pistol.

4.2 Clothing and Accessories

4.2.1 Shoes

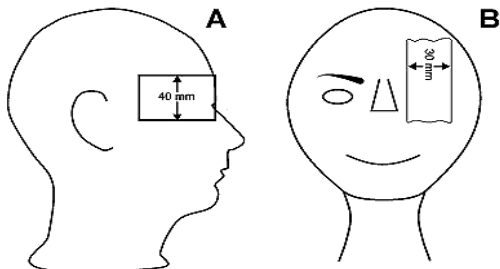
Only normal low-cut, street-type or light athletic shoes are permitted. Shoes may not extend above the ankle and must have a flexible sole. Only one pair of shoes may be used, and they must be a matched pair. Shooters may elect not to wear shoes. All types of high-top boots, including military issue or “combat” boots and commercial shooting boots are prohibited.

4.2.2 Corrective Lenses

Corrective lenses may be worn by the competitor, but may not be placed in the sights. Competitors may wear normal prescription eyeglasses or contact lenses. Competitors may wear normal protective eyewear.

4.2.3 Competitors are permitted to wear a cap, hat or visor.

Competitors are permitted to use side blinders (A) attached to the hat, cap, or to a headband. Side blinders may not be more than 40 mm deep and must not extend further forward than a line from the center of the forehead. It is permitted to use a blinder (B) that is not more than 30 mm wide over the non-aiming eye.



4.2.4 Start Numbers

Competition sponsors may issue distinctive start numbers to competitors to make it easier for range officers, spectators and media to identify competitors. If a competition sponsor provides start numbers, all competitors must wear them during the competition.

4.2.5 Special Devices

No pads or elastic bandages are allowed unless they are authorized for medical reasons under Rule 5.1.6.

Shooters may wear bracelets, wristwatches, tennis elbow braces, or similar items on the shooting arm, but they may not extend across any joint.

4.3 Support Equipment

4.3.1 Firm Support

Firm supports should be used for with beginning shooters to provide the most solid support until proper sight alignment and trigger control is learned.

Firm supports can include sandbags, kneeling rolls, etc. as well as any rest made of wood, plastic, etc. that can firmly support the butt of the pistol and the shooters hands safely.

Pistols having cylinders that protrude from the bottom of the grip may be unstable when resting on a firm support and present a safety issue. Firm supports used for these pistols may have an opening that allows the pistol to be supported on the bottom of the pistol grip rather than the protruding cylinder. This opening should be of a diameter and depth that results in minimal contact with the protruding cylinder.

Firm supports should be adjusted for height to insure an upright posture and level head position of the shooter.

4.3.2 T-Stand (or similar counterbalance support)

The T-Stand provides an infinitely variable amount of support of the pistol's weight and balance without totally dampening the shooter's movement. By design, it also provides a large range of automatic vertical height adjustment so the shooter can maintain proper body, head, arm, and wrist position.

The T-Stand may support most of the weight initially, progressing to less and less support as the athlete develops. Changes to the counterbalance weight should be done in small increments to allow muscle development without injury.

Adjusting the cradle position of the pistol determines the amount of muzzle weight that the shooter's muscles support. Progressively cradling the pistol rearward of the balance point will allow the shooter's wrist muscles to develop without injury.

The link below contains plans for building a simple, affordable version of the T Stand.

http://www.usashooting.org/library/Youth_Development/Z_PPP_Counterbalance_T_Stand.pdf

4.4 General Equipment Rules

Any pistols, devices, equipment, accessories, or apparel that could give a competitor an advantage over others, that are not mentioned in these Rules, or that are contrary to the spirit of these Rules, are prohibited. The use of any special devices, means or garments that immobilize, provide artificial support, or unduly reduce the flexibility of the competitor's body or arms is prohibited. The competitor is responsible for submitting equipment to competition officials for inspection in cases where doubt exists. Competition Officials have the right to examine the competitor's equipment at any time to be sure it complies with these Rules.

Other than the pistol itself, sound-producing equipment, such as radios, telephones, etc. are prohibited. If such devices are carried onto the range, they must be turned off at the beginning of the preparation period, and may not be turned back on until after the command **STOP** is given at the end of the match.

Except as explicitly provided in these Rules, no form of supporting equipment, clothing, or accessory is allowed. However, match organizers are encouraged to make provisions for athletes with physical disabilities. Contact the USAS National Paralympic Coach at 719-866-4881 for details.

5. Competition Conditions

Spirit and Intent of the PPP Program

The Progressive Position Pistol Program is designed and intended to be a developmental vehicle that allows junior athletes the opportunity to learn the foundation skills of our sport and have the opportunity to participate in competitions. This provides the opportunity for the development of confidence and knowledge at an early age with a minimal investment. The supported positions should be used as transitional tools along the path of athletic development while the athlete develops the upper body strength and skill level needed to shoot in the unsupported standing position which is the foundation of all international and conventional shooting sports. The rules of the first position are written very broadly, so coaches can progress athletes incrementally within the position without being forced to go to the next position before they are ready.

Within the Spirit of these rules supported positions are not intended as an end in themselves.

Coaches should encourage their athletes to progress to Standing Supported and then to

International Standing as they become proficient with basic skills and their hands are large and strong enough to do so safely.

This program provides an additional opportunity for coaches of junior athletes to develop their skills needed to work with their athletes in a more controlled environment. Coaches are encouraged to take advantage of the many opportunities to learn and develop their skills in our sport as well as effective techniques for working with young people. Coaches should attempt to help athletes obtain pistols that are appropriately sized and weighted for juniors. Grants are available from several organizations supportive of youth shooting sports. Our recommendation for the best coach training available is the NRA/USA Shooting/CMP Coach Education Program.

Detailed information is available at: <http://www.nrahq.org/education/training/coaching/index.asp>

5.1 Shooting Positions and Course of Fire

There are three shooting positions:

- Basic Supported – 40 shots
- Standing Supported – 40 shots
- Sub-Junior International Standing – 40 shots
- International Standing – 40 shots

In a match, each competitor will use only the one position corresponding to category (Rule 3.4.1).

The feet and legs of a seated shooter may cross the firing line beneath the table or bench, but the chair or seat may not. A standing shooter must not stand on or in front of the firing line with either foot. The pistol and other parts of the body may extend beyond the firing line.

5.1.1 Basic Supported

Minimum age: None. (A club may establish a minimum age within its jurisdiction.)

Maximum age: Thirteen.

Athlete may be seated or standing, 1 or 2 hands on the grip. Athletes are encouraged to progress to a one-handed position as soon as they may safely do so considering the size of the grip and weight of the pistol. The grip (and hands) may be rested on a firm support or a counterbalanced T stand.



If a firm support is used, the shooter may rest any part of either or both hands and the butt of the pistol on the supporting material. The firm support should be designed to provide an erect position with proper sight alignment and extended arm.

If the T stand is used, the support point may be anywhere between elbow and muzzle.

The competitor's shooting arm should be fully extended, with the sights at eye level.

The non-firing hand may provide support for the firing hand or the butt of the pistol.

5.1.2 Standing Supported

Minimum age: None. However, a club or other governing body may establish a minimum age within its jurisdiction.

Maximum age: Fifteen.

Athlete is standing, 1 hand on the grip, supported by a T Stand or similar counterbalance support. T Stand or similar counterbalance provides support between elbow and muzzle.

The competitor's shooting arm must be fully extended, with the sights at eye level.



5.1.3 Sub-junior International Standing

Suggested Minimum age: Thirteen (If parent, coach and physician agree a younger athlete is ready, this may be waived).

Maximum age: 14 (Competitors must be under 15 years old on December 31 of the year of the competition).

International Rules: Unsupported standing with one hand on grip.



5.1.4 International Standing

Minimum age: 15

Maximum age: 20

International Rules. Unsupported standing with 1 hand on grip.

5.1.5 Physical Disabilities

Every effort should be made to encourage and facilitate participation by physically disabled persons, whether the disability is temporary or permanent, as long as the disabled person is not given an unfair advantage over other competitors.

A competitor with a cast or other temporary medical appliance may shoot while wearing that appliance if, in the opinion of the Competition Director or Jury, it does not provide any special advantage.

5.2 Coaching

The rules for coaching depend on the shooter's category.

5.2.1 Supported Categories

Coaching on the line is allowed for shooters using either of the two Supported positions. The coach or assistant may also assist the shooter in setting up and clearing the firing point and loading and cocking the pistol. The coach or assistant may not offer any physical help in making the shot. The coach or assistant may not interfere with adjacent shooters.

Shooters who are using the Supported positions should be squadded together if possible, so they can receive coaching with a minimum of distraction to the shooters who are shooting from the other position.

5.2.2 International Standing

For the international standing position, coaching is not allowed on the firing line after the beginning of the official preparation period. While on the firing line, after the beginning of the official preparation period, a competitor may speak only with a Range Officer. If a shooter wishes to consult with a coach, or vice versa, after the official preparation period has started, permission must be requested from the nearest range officer. Once permission is granted, the shooter will make his or her pistol safe, place it on the bench or table with the muzzle pointing downrange, and retire to the rear of the firing line for the consultation.

5.3 Time Limits

The match consists of a ten minute official preparation period and a seventy-five minute shooting period. If electronic targets or individually controlled target carriers are used, the match can be conducted with a single shooting period during which the shooters fire all their sighters and competition shots in the seventy-five minutes. Otherwise, the shooting period may be broken into segments. The rule of thumb for segments is that fifteen minutes should be allocated for sighters, and one and a half minutes should be allocated for each competition shot.

5.4 Targets

Competitions may be conducted using either paper targets or electronic targets. Only official 10-meter air pistol targets with scoring ring dimensions established by the International Shooting Sport Federation (ISSF) may be used. Authorized targets bear approved designations of the ISSF, USAS, or the NRA. Targets printed by Cibles Canada Targets (Stock # 103T) may also be used.

If paper targets are used, either B-40 (single bull) or B-40/4 (four bull) targets may be used.

5.4.1 Sighting Targets

Sighting targets or bulls must be clearly identified. When paper targets are used, four bulls are to be marked as sighters by means of a heavy, black, diagonal stripe in the upper right hand corner. This stripe must be readily visible to the unaided eye from the firing line. Each shooter should be given four sighter targets if possible given the range set up. Sighter bulls may be on a single sheet if multiple-bull targets will be used in the competition.

The number of shots fired at sighter targets is entirely at the discretion of the individual shooters.

5.4.2 Record (Competition) Targets

The competition bulls are to be numbered consecutively. In addition, each set of targets must be readily identifiable by marking each target sheet with the shooter's name or an identification number on each sheet. If multiple-bull targets are used, the competitors may shoot the record bulls in any order, but they will be scored as if the competitor fired the targets in the numbered order.

A maximum of five shots may be shot at each competition bull. The number to be fired at each competition bull should be **specified in the match Program**. If it is not in the Program, the Chief Range Officer must inform the shooters at the beginning of the official Preparation Period. If target carriers are not used, we recommend that 5 shots be shot at each competition target.

5.4.3 Changing Targets

Competitors, coaches, or range officials may change targets. The competitor is responsible for ensuring that the correct targets are hung.

5.5 Range Specifications

5.5.1 Distance

The shooting distance measured from the target to the edge of the firing line closest to the competitor is 10 meters (32 feet, 9.7 inches).

5.5.2 The Firing Line and Firing Point

The firing line is the front edge of the firing point. It must be marked so that Range Officers and Competitors can see it. A firing point is the area immediately to the rear of the firing line that is designated for one competitor. The recommended minimum width of each firing point is one meter (39.4"). The recommended minimum length is 2.2 meters (86.6 in.). There must be one firing point for each target. There must be ample room behind the firing points for Range Officers to move freely.

5.5.3 Target Location and Numbering

Targets and target holders must be centered on a line that is perpendicular from the center of the firing point. Targets or target holders must be identified with numbers. If multiple-bull targets are used, the identifying numbers may be placed in the middle of the target sheet. Otherwise, they must be placed above or below the targets. Either way, the numbers must be large enough to be seen from the firing point. It is recommended that the numbers be on alternating backgrounds or contrasting colors. Targets are numbered consecutively, with target number one being on the left.

5.5.4 Target Heights

Target holders on the range must facilitate the placement of the targets at the correct height. Correct target height for **all** positions is 55 inches (plus or minus 2 inches) when measured from the level of the firing point to the center of the target. Competitions must have target heights specified in the Competition Program

If single bull targets are used, the distance refers to the center of the bull. If four-bull targets are used, the distance refers to the center of the target sheet.

All targets must be hung at the same height. The tolerances allowed here are intended to accommodate variations from range to range; they do not permit target height variations for individual shooters on the same range. Ranges where paper targets are used may provide for hanging two 4-bull targets at the same height.

On ranges where the physical construction of the range or backstop prevents hanging targets at the correct height, the targets must be hung at the height that is as close as possible to the correct height. The **Competition Program must inform** competitors of the height that the targets will be hung if the correct target heights are not possible.

5.5.5 Shooting Tables and Chairs

Each competitor, regardless of shooting position used, will have the use of a table on which to place his or her pistol, ammunition, optics, and other authorized gear. Shooters using either of the standing positions may rest their pistols, hands, and arms on the table between shots. Each shooter should also be provided a chair, stool, or bench to sit on. If competitors are required to furnish their own chairs the Competition Program should inform them of that fact.

5.5.6 Lighting

Indoor ranges must have artificial illumination that provides the necessary amount of light without glare or distracting shadows on the targets or firing points. A minimum illumination of 1000 lumens on the targets is recommended. Targets must be illuminated evenly, with direct light on the target being highly recommended. It is recommended that the firing line area also be well illuminated.

5.5.7 Official Bulletin Board

An area easily accessible to competitors and coaches must be designated as the Official Bulletin Board and they are required to read information posted on it. All official information bulletins and results bulletins must be posted at this location. Preliminary Bulletins on all matches will be posted promptly on the Official Bulletin Board and remain a reasonable amount of time to allow competitors to notify the statistical officer of apparent errors. The protest period should be clearly posted on the bulletin

5.6 Competition Program

A written document should be prepared to describe the conditions of the competition. This Competition Program or “official program” identifies the name of the competition, date(s), sponsoring organization, location and directions, course of fire, time schedule, fees, entry details, awards and any special conditions that will apply. The Competition Program may not contravene any of these Rules. The Competition Program is a supplement to the Rules and conditions specified in the program also govern the conduct of the competition. Range Officers and Jury Members may use the Competition Program in deciding protests. However, if there is a conflict between the Competition Program and the Rules, the Rules will prevail.

6. Competition Officials and Their Duties

6.1 Competition Director

The Competition Director (Match Director) has primary responsibility for the safe, efficient conduct of a competition. In a major championship, an Organizing Committee with overall responsibility for the conduct of the competition may appoint the Competition Director. In a small competition, the Competition Director may also serve as a Range Officer or Scoring Officer. The Organizing Committee and Competition Director establish the conditions of a competition that are published in a Competition Program (Rule 5.6). The Competition Director appoints other competition officials. If any conditions of the competition must be changed, a Competition Director's Bulletin announcing the change must be prepared and posted on the Official Bulletin Board so all competitors and coaches can be informed. Competition Programs and Competition Director Bulletins may not contradict nor establish any conditions that are contrary to these Rules. The Competition Director must use his best judgment at all times, and his behavior and decisions must be characterized by absolute impartiality, firmness, courtesy and consistent vigilance. In the application of these Rules, the Competition Director may confer with the Jury or may consult with the National Jury of Appeal.

6.2 Range Officers

The Chief Range Officer is in charge of the range and responsible for range safety and operations. His duties include giving range commands, ensuring competitors' equipment and positions conform to the Rules, correcting any technical range faults, receiving protests, and resolving all irregularities such as disturbances, penalties, malfunctions, irregular shots, extra time allowed, etc. In larger competitions, Assistant Range Officers are appointed to assist the Chief Range Officer. Range Officers have the right to examine the competitors' positions and equipment at any time. During a competition, Range Officers should not approach a competitor while he is firing a shot. Immediate action must, nevertheless, be taken when a safety matter is involved.

6.3 Jury

A three-member Jury may be appointed by the Competition Director to interpret and apply the Rules and resolve protests. One member of the Jury will be designated as the Jury Chairman. Jury members should be persons who are familiar with these Rules and have experience in competitions. They may be Competition Officials, Team Officials, parents, or competitors in that competition. Jury members may not rule on a matter in which they or their team are personally involved. The Competition Director will name a replacement for a Jury member who must excuse himself. Decisions by the Jury must be based on applicable Rules or, in cases not specifically covered by the Rules, must be governed by the intent and spirit of the Rules. Protests are decided by a majority. Decisions of the Jury may be appealed to the National Jury of Appeal.

6.4 Equipment Control Chief

Equipment control examinations are not mandatory, except at the National Championships. However, the Competition Director may appoint an Equipment Control Chief and require

competitors to have their equipment inspected prior to a competition. Equipment also may be spot-checked or checked by Range Officers on the line prior to the start of a competition. Team Officials and competitors must be informed in sufficient time before the competition regarding where and when they may have their equipment inspected.

6.5 Statistical Officer

The Statistical Officer is responsible for all phases of scoring and results production during a competition. The Statistical Officer is directly responsible to the Competition Director. The Statistical Officer must retain all fired targets until the expiration of the time allowed for challenges and protests. When the challenge and protest period is over targets will be offered to the competitors for keeping or discarding. The Competition Director and Statistical Officer must appoint and train sufficient scorers to score all targets in a timely manner, according to these Rules. In a small competition, the Statistical Officer may also be a target scorer. The Statistical Officer must ensure that preliminary results are posted on the Official Bulletin Board in a timely manner and that a Final Results Bulletin is provided to team officials and competitors.

6.6 Scorers

Scorers appointed by the Competition Director or Statistical Officer are responsible for fairly and impartially scoring targets. Scorers can be other competition officials, team officials or parents, but cannot be competitors. No one may knowingly score a target for a competitor in whom they have a personal interest. Scorers should operate in pairs so that two scorers initially examine all targets and gauge doubtful shots. In case of disagreement between the two scorers, the Statistical Officer or a Scoring Supervisor or other person designated by the Competition Director or Statistical Officer must make the final decision.

6.7 Team Coach

Each team must have a designated Team Coach. The Team Coach may be a coach, JROTC instructor, parent or other responsible adult. The Team Coach is responsible for all team members and for maintaining discipline within the team. Team coaches must cooperate with competition officials to assure safety, the proper conduct of the competition, and good sportsmanship. Team Coaches must be familiar with the program, make entries, and have team members report to the proper firing points on time and with approved equipment. Team Coaches are encouraged to allow team members to: check scores, make challenges and register protests.

7. Competition Procedures

7.1 Entries

Individual and Team entries must be completed before the start of the competition or before any competitor or team member begins competition firing. The competitor or team coach is responsible for properly filling out entry forms.

7.2 Firing Point Assignments (Squading)

All competitors entered in a competition must be squaded, or assigned to firing points, through a random draw. Members of a team may be assigned to adjacent firing points on the same relay if those blocks of firing points are determined by the drawing of lots. If there is more than one relay in one day of competition, the Competition Director must normally assign the members of each team to two or more relays. Exceptions may be made when a team must fire together to accommodate travel schedule requirements or when different relays are scheduled on different days. When there are team events, any relay scheduled must have competitors from two or more teams.

Competitors who shoot in the Supported categories, should be squaded together, if practical. If there are multiple relays, it is desirable to group competitors of the same category as much as possible.

7.3 Equipment Control

Competition officials may require competitors to have their equipment checked prior to or after a competition to assure that it complies with these rules. **Officials must carefully adhere to safety rules during inspection.**

7.4 Moving Equipment To or From Firing Line

The Range Officer must call competitors to the firing line and give them a short period of time before the preparation period begins to place their equipment on the firing line. If competitors complete firing before the shooting time ends, they must immediately reinsert the CBI. They may leave the firing line, with permission, but they may not remove their equipment from the firing line until the command **STOP** is given at the end of the shooting time, and the Range Officer has checked their pistols to be sure they are safe to be removed. Equipment may be removed from the firing line only after the command **STOP**. Note: This is to prevent disturbing competitors who are still firing.

7.5 Preparation Period

Competitors must be given a ten (10) minute preparation period before the start of shooting. The preparation period begins with the command **YOUR TEN-MINUTE PREPARATION PERIOD BEGINS NOW**. The Range Officer may not start the preparation period until competitors have been permitted to bring their equipment to their firing points (see Rule 7.4). Targets must be hung before the preparation period begins. The preparation period may not begin while anyone is down range. Competitors may handle their pistols, dry fire, and do holding and aiming exercises on the firing line during the preparation period.

7.6 Beginning and End of the Competition

The competition begins with the command **START** and ends with the command **STOP**. All sighting and record shots must be fired between these commands. The Range Officer may command **STOP** before the shooting time expires if all competitors finish shooting before the end of the time limit.

7.7 Ten and Five Minute Warnings

The Range Officer should inform the competitors of the time remaining at ten (10) and five (5) minutes before the end of the shooting time with the command **TEN/FIVE MINUTES REMAINING**.

7.8 Two Minute Warning

If paper targets are hung in separate stages, the Range Officer should inform the competitors of the time remaining at two (2) minutes before the end of the shooting time with the command **TWO MINUTES REMAINING**.

The ten, five and two minute warnings are advisory. Competitors are responsible for finishing within the official time limit whether or not the time warnings are given. Additional time may only be given to competitors if there is an interruption or malfunction (see Rules 7.14 and 7.15).

7.9 Target Change Periods

If neither electronic targets nor individually controlled target carriers or changers are used, the end of each match segment will be indicated by the command **STOP, UNLOAD, INSERT CBI**. The Range Officer will make sure the line is safe before allowing anyone to go downrange to change targets. The time used to change targets will not count against the shooting time.

7.10 Dry Firing

Dry firing means releasing the trigger mechanism without releasing the propelling charge (air or CO₂). The competitor may dry fire during the preparation period and competition as long as the propelling charge is not released. If a propelling charge is released during the preparation period the competitor will be given a warning for the first offence and a two-point penalty for the second and subsequent offences. Note: Not all air pistols are capable of dry firing.

7.11 Sighting and Record Shots

Only one pellet may be loaded at a time, regardless of whether the pistol has a clip or magazine. A “shot” is the release of the propelling charge (air or CO₂), even if no pellet is fired. The release of propelling gas without loading a pellet may be done during sighting shots (sighting shots do not count in the competitor’s score), but any release of propelling gas after record shots begin, whether a pellet was loaded or not, must be counted and scored as a miss.

7.11.1 Sighting Shots

Sighting shots, unlimited in number, may be fired only before the first competition shot. Sighting shots fired after the first competition shot, unless authorized by the range officer, must be scored as misses. Only in Finals where paper targets are used will sighting targets be hung at the same time as record targets.

7.11.2 Record Shots

Only the number of shots specified in the match program may be fired at any single record target (bullseye). Any shot fired after the first record shot is fired, including any discharge of propelling gas or an accidental discharge must be scored as a record shot whether it hits the target or not. (See also, Rule 7.13.6 and 7.13.7.)

7.12 Range Commands

The Range Officer must conduct competition firing by using these commands and procedures (special range commands for final round competition are found in Rule 10.3.8).

COMMAND	ACTION
<i>Before the competition:</i>	Step 1: Before a competition, the Range Officer must prepare the range for firing and, if competition officials hang targets, supervise the hanging of targets. Competitors should not move their equipment to the firing line until they are called to the firing point by the Range Officer.
RELAY NUMBER 1, YOU MAY MOVE YOUR EQUIPMENT TO THE FIRING LINE	Step 2: Competitors must be given an opportunity to move their equipment to the firing line before the Preparation Period begins. Sufficient time for competitors to place their equipment on the firing line, but not more than five minutes, should be allowed for this. When the range is prepared, the Range Officer calls the competitors to the firing line. This should be done approximately 15 minutes before the scheduled start time for that relay. As competitors move to the firing line, check to be sure each competitor is present and on the correct firing point.
RELAY NUMBER 1, GO FORWARD AND HANG YOUR TARGETS	Step 3, if required: After competitors move their equipment to the firing line and, if competitors are responsible for hanging their own targets, the Range Officer instructs competitors to go down range and hang targets.
YOUR TEN MINUTE PREPARATION PERIOD BEGINS NOW. IF YOU HAVE A CELL PHONE, PAGER, OR ANY OTHER NOISE MAKING DEVICE, OTHER THAN YOUR PISTOL, TURN IT OFF NOW	Step 4: When all competitors have placed their equipment on the firing line or have returned from down range, the Range Officer starts the Preparation Period. During this period, competitors may handle their pistols, assume their positions, and dry fire.
THIS IS THE [SHOOTING/ SIGHTER/ FIRST/ SECOND/ THIRD / FOURTH] STAGE OF THE MATCH. ____ SHOTS, TOTAL TIME ____ MINUTES. LOAD. START	Step 5: At the end of the 10-minute preparation period, the Range Officer announces the event to be fired and gives the commands to allow competitors to load and begin firing. The time limit begins when the command START is given.
<i>During the shooting time:</i>	Step 6a: While competitors are firing, the Range Officer must constantly observe them to assist, answer questions, deal with malfunctions and resolve irregular shots. Step 6b: When competitors finish firing, they must open their pistol actions and insert the CBI. Competitors who have finished firing must step back from the firing line without disturbing other competitors, but they may not remove their equipment until instructed to do so by the Range Officer. Competitors may not leave their firing point without permission from a Range Officer.
TEN/FIVE MINUTES REMAIN	Step 6c: When 10 and 5 minutes remain in the shooting time, the RANGE OFFICER should announce the remaining time. If at any time during the competition, a competitor asks how much time remains, the Range Officer must inform that competitor of the exact amount of time remaining.
TWO MINUTES REMAIN	Step 6d: When 2 minutes remain in the shooting time, the RANGE

	OFFICER should announce the remaining time.
STOP, UNLOAD, INSERT CBI	Step 7: When the firing time has expired (or when all competitors have finished firing), the Range Officer gives the commands to stop firing and unload pistols. Each competitor must stop immediately, open the loading port so it is clearly visible to the Range Officer, and set the pistol down with the muzzle pointing down range after it has been cleared by a Range Officer.
<i>If there is still a loaded pistol:</i>	Step 8, if required: If a competitor has a pistol with a pellet that is still in the barrel, the competitor must retain his or her grip on the pistol and inform the Range Officer immediately by raising his or her free hand and declaring: “Loaded Pistol” The Range Officer will then direct the competitor to discharge the pistol into a Pellet Discharge Container or direct the competitor to fire the pistol at an area of the backstop where there are no targets.
THE LINE IS SAFE, GO FORWARD AND REPLACE (or REMOVE) YOUR TARGETS Or THE LINE IS SAFE. TARGET HANDLERS, REPLACE (or REMOVE) THE TARGETS	Step 9: When the Range Officer(s) has confirmed that all pistols are unloaded, the Range Officer instructs the competitors or target handlers to change targets. If the last position has been completed, go directly to Step 10.
COMPETITORS, YOU MAY REMOVE YOUR EQUIPMENT FROM THE FIRING LINE	Step 10: When all firing is complete, the Range Officer must confirm that all pistols are unloaded with actions open and no pellets are loaded. The Range Officer will then direct competitors to remove their equipment from the firing line:

7.13 Irregular Shots

An irregular shot is any shot that is not fired in accordance with these Rules. Any competitor who has an irregular shot must immediately report this to the Range Officer. The Range Officer must make a written record of any irregular shots that occur during the match so that this record can be used by the Statistical Officer to properly score the targets. When paper targets are used, the written record should be made on the target itself. When electronic targets are used, the record should be made on the score tape.

7.13.1 Shots Fired Before the Command “Start”

A shot fired before the command **START** must receive a penalty of two (2) points on the first competition target.

7.13.2 Shots Fired After the Command “Stop”

A shot fired after the command **STOP** must be scored as a miss on the last competition target(s).

7.13.3 Loaded Pistol After “Stop”

If a pellet is in the pistol after the command **STOP**, or if the pistol is charged, but not loaded, the competitor must maintain his/her grip on the pistol and immediately inform the Range Officer by raising his/her free hand and declaring, **“Loaded Pistol.”** The Range Officer must then direct the competitor to unload the pistol by firing it into the backstop or a special pellet container. This shot must not be fired at a record target and may not count as a record shot. (See Rule 2.5)

7.13.4 Shots Not Fired

Record shots that are not fired at all must be scored as misses on the last competition targets equal to the number of record shots that are not fired.

7.13.5 More Than the Specified Number of Shots on a Target (Bullseye)

When a competitor fires more than the specified number of shots on one target (bullseye), he or she will not be penalized for the first two such occurrences. The competitor must be given a two point penalty for the third and all succeeding misplaced shots. When a competitor fires more than the proper number of shots on a single bull, he must shoot a correspondingly lower number of shots on the next target.

7.13.6 Too Many Shots In a Match

If a competitor fires too many shots in a match, the extra last shots must be annulled, if they can be identified. If they cannot be identified, then the highest value shots on the target containing the extra shots will be annulled. In addition, the competitor must be penalized two points for each excessive shot fired, deducted from the lowest value shot(s) in the first series.

7.13.7 Cross-fires

A cross-fire occurs when a competitor fires a shot on another competitor's target. If a competitor cross-fires a sighting shot onto a sighting target of another competitor, he must not be penalized. If a competitor fires a sighting shot onto a record target of another competitor, he must be given a two-point penalty. If a competitor cross-fires a record shot on the target of another competitor, the shot must be scored as a miss. If a competitor receives a cross-fired shot, and it is impossible to determine which shot is his, he will receive the value of the highest undetermined shot.

7.13.8 Misfire

If a shot is fired without the pellet leaving the barrel, the competitor must immediately notify the Range Officer. The Range Officer will assist the competitor in safely removing the pellet. This shot will not be counted as a record shot and the competitor will be allowed to re-fire the shot.

7.13.9 Disputed Shot

If a competitor disclaims a shot on his target, he must immediately notify the Range Officer. If the Range Officer can confirm, beyond a reasonable doubt, that the competitor did not fire the shot, (for example, when an adjacent competitor reports or has a missing shot) the shot will not be credited to the competitor. If the Range Officer cannot confirm that the competitor did not fire the shot, the shot must be credited to the competitor.

7.14 Interruptions in Shooting

When a competitor is interrupted, moved to another firing point, must repair a malfunction, or must stop shooting during the match through no fault of his own, he may request additional time and sighting shots. No additional time or sighting shots will be allowed to compensate for time lost to change or fill a compressed air or CO₂ cylinder. It is the responsibility of the competitor to arrive at the firing line with a properly charged gas cylinder.

7.14.1 Additional Time Required

If the interruption lasts more than one (1) minute, the competitor must be given additional time equal to the amount of time lost.

7.14.2 Additional Sighting Shots Required

If an interruption of firing lasts more than five (5) minutes, or if the competitor is moved to another target, additional unlimited sighting shots must be permitted. The Chief Range Officer may direct the competitor to shoot on a later relay, if appropriate.

7.14.3 Interruptions of Entire Range

If shooting on an entire range or section of a range is interrupted, all competitors must be given that amount of additional time when firing resumes, if the interruption lasts longer than one (1) minute. If shooting is interrupted for more than five (5) minutes, all competitors must be given additional unlimited sighting shots on fresh sighter targets.

7.15 Malfunctions

If a competitor has an allowable pistol or other equipment malfunction, or if the pistol cannot be safely aimed or fired, he may have it repaired or replaced with the permission of the Range Officer. Any competitor who has a malfunction must notify the Range Officer immediately. Additional time or sighting shots will not be allowed if the competitor fails to notify the Range Officer before repairing or correcting a malfunction. The Range Officer may direct the competitor to make repairs in a safe area outside the range area.

7.15.1 Allowable and Non-Allowable Malfunctions

An allowable malfunction is a malfunction that occurs because the pistol does not function correctly. A non-allowable malfunction is a malfunction that is the fault of the competitor. If the malfunction is allowable and takes longer than one (1) minute to correct, extra time must be allowed, up to a maximum of 15 additional minutes. If the malfunction is allowable and takes more than five (5) minutes to correct, the competitor will be allowed additional unlimited sighting shots when he resumes firing. Having to replace an air or CO2 cylinder because it was not properly filled (either under or over charged) before the competition is a non-allowable malfunction.

7.15.2 Improper Loading

If a competitor loads two or more pellets at one time, inserts a pellet backwards or fails to properly charge a pneumatic air pistol (i.e. short stroke), any shots fired must be scored as fired, and a malfunction cannot be allowed, except that when two shots are fired at one time, only the highest value shot will be scored, if the Range Officer is notified before the next shot is fired. If a competitor thinks he may have loaded two pellets or may have forgotten to load a pellet he may call a Range Officer and ask permission to discharge that shot into a Pellet Discharge Container or the backstop. This may only be done when a Range Officer is present with the shooter. No extra time may be allowed for doing this.

7.15.3 Shots Fired with Low Gas Pressure

Any shot fired with low gas pressure that was caused by the competitor's failure to properly charge the pistol or have sufficient gas in the pistol's air or CO2 cylinder must be scored as a record shot. Any shot fired with low gas pressure that was caused by a pistol malfunction such as a broken seal or gas leak may be nullified and re-fired.

7.15.4 Replacing Cylinders

Having to replace an air or CO2 cylinder because it was not properly filled before the competition is a non-allowable malfunction and no additional time may be allowed. Competitors

who must replace cylinders must have the Range Officer clear their pistol and then remove the pistol to a safe area outside the range to replace the cylinder. Note: This is to assure that this procedure does not disturb other competitors.

7.16 Spectators and Media

Competition sponsors should encourage and assist spectators and media at their competitions. Spectators must remain behind the firing line and may not communicate with competitors except when a Range Officer gives permission for a competitor to speak with someone behind the firing line. The Range Officer may give media photographers permission to photograph competitors from the area immediately behind the firing line. Spectators and media may speak in normal tones, but should not speak so loudly as to disturb the competitors. Spectators or media photographers may not use flash photography during competitions. All cell phones and other communication devices must be turned off.

7.17 Penalties for Rules Violations

In case of a violation of the Rules or instructions given by Range Officers or the Jury, the Range Officer or Jury may impose penalties. Penalties can include a warning, a deduction of points or disqualification from the competition. Any decision to disqualify a competitor must be made by at least two Competition Officials such as a Range Officer and the Competition Director or the Competition Director and Jury.

7.17.1 Open Violations

In the case of open violations of the Rules (pistols, clothing, position, etc.) the Range Officer must first give a warning so that the competitor has an opportunity to correct the fault. Whenever possible, the warning should be given during the preparation period or sighting shots. The competitor must correct the fault or replace the equipment before continuing the competition. No additional sighting shots or extra time will be allowed. If the competitor continues to fire without correcting the fault, two points must be deducted from the score. If the competitor still does not correct the fault after the deduction of points, he must be disqualified. Open violations, where Rule 7.17.2 does not apply, discovered after a competitor completes firing may not be penalized, but the competitor must be advised of the fault so it can be corrected.

7.17.2 Concealed Violations

In the case of deliberately concealed violations of the Rules, the competitor must be immediately disqualified. Concealed violations include any instance where a competitor alters equipment from a legal to an illegal configuration after it was checked by Equipment Control or the Range Officers before or during the competition. Competitors may be disqualified for concealed violations discovered after the competitor completes firing if the concealed violation was used during the competition.

7.17.3 Safety Violations

In the case of a serious, blatant or dangerous pistol-handling violation where the safety of other persons is endangered, the competitor may be immediately disqualified.

7.17.4 Coaching Violations

In the case of unauthorized coaching violations while the competitor is on the firing line, both the coach and competitor must first be given a warning. After the second coaching violation, two points must be deducted from the competitor's score and the coach must be directed to leave the vicinity of the firing line.

7.17.5 Unsportsmanlike Conduct

In the case of unsportsmanlike conduct (cheating, disobeying instructions of Competition Officials, disturbing other competitors, altering targets, purposely damaging range equipment, disorderly conduct, dishonesty, inappropriate behavior or language, etc.) the Competition Director or Jury may impose penalties including a warning, deduction of points or disqualification, depending on the severity of the violation. Any coaches or spectators who violate this rule may be directed to leave the vicinity of the firing line.

8. Scoring Targets

8.1 Value of Shots

A shot is given the score of highest value scoring ring that is touched by that shot hole.

8.1.1 Misses

Any competition shot that fails to hit the scoring rings of the competitor's target must be scored as a miss.

8.1.2 Irregular Shots

Irregular shots must be reported to the Statistical Officer by the Range Officer and scored in accordance with these Rules.

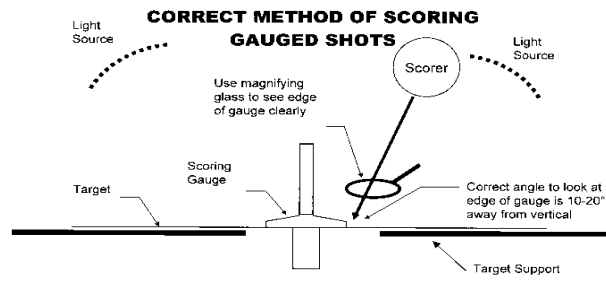
8.2 Paper Target Scoring

Paper targets may be scored manually or with an electronic scoring machine. If scored manually, two scorers must score each shot. If the value of a shot is in dispute, a third scorer or scoring supervisor must resolve the disagreement. The value of each shot scored and the fact that the shot was gauged (plugged) must be recorded on the target. The target acts as an official scorecard.

8.2.1 Using a Scoring Gauge

A shot whose value is not clear must be scored with a scoring gauge ("plug"). The scoring gauge may be inserted only once to determine the value of the shot. The scorer must view the gauge from an angle to clearly see where the edge of the gauge's flange and target meet. Shots that have been gauged must be marked with a plus (+) if that shot is scored as the higher value or with a minus (-) if that shot is scored as the lower value. Both scorers must mark and initial the gauged shot. If a third opinion is required, that person must also mark and initial the shot. The decision of the scorers on the value of a gauged shot is final. Any gauged shot may not be protested.

See diagram below.



Correct scoring with a scoring gauge: 1) Place the target horizontally on a support, 2) Be sure the target is well-lighted, 3) Look at the edge of the gauge from a slight angle and 4) When necessary, use a magnifying glass to clearly see the edges of the gauge and the scoring ring lines.

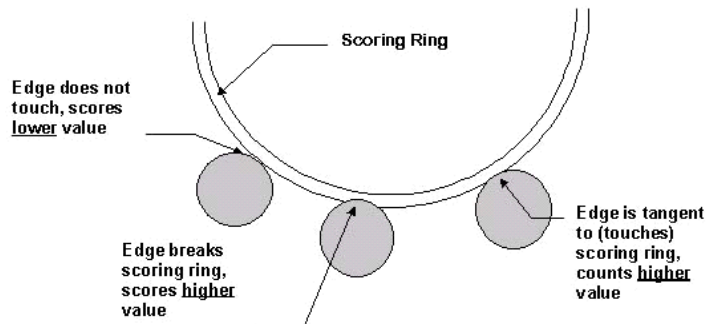
8.2.2 Using the Outward Scoring Gauge

An outward scoring gauge, with a flange diameter of 11.50 mm (0.453 in.), must be used to score shots in the 3 to 10 rings. If the outer edge of the flange breaks the outside edge of the white scoring ring, the lower value is assigned to the shot. If the outer edge of the flange is tangent to or lies inside the outside edge of the white scoring ring, the shot is scored at the higher value.

See diagram below.

SCORING WITH INWARD SCORING GAUGES

Use to score shot values one (1) and two (2) and inner tens



8.2.3 Using the Inward Scoring Gauge

The inward scoring gauge, with a flange diameter of 4.50-4.55mm (0.178-0.182 in.), must be used to score shots in the 1 ring, and to score inner tens. The shot is scored as the highest value ring that the flange of the inward plug gauge touches. When using the inward scoring gauge, if you can see even a faint black gap between the edge of the scoring gauge and the outside edge of the scoring ring, the shot receives the lower value. If you do not see a gap and the edge touches or breaks into the outside edge of the scoring ring, the shot receives the higher value. See diagram below. Remember, the inward gauge is used only to score shot values 1 and inner tens (used in tie-breaking only).

8.2.4 Scoring Inner Tens

An inner ten is a shot that touches the smaller ring inside the ten ring. An inner ten that is doubtful is determined by using an inward plug gauge. Inner tens must only be scored on the targets of competitors involved in ties that cannot be broken by using other tie-breaking rules.

8.2.5 Scoring Torn Shot Holes and Overlapping Hits

When the outside edge of a shot hole is torn or overlaps another shot hole, the shot must be scored according to the location where the pellet actually struck the target. A shot hole that is torn so badly that an inserted scoring gauge will not remain in that location must not be scored with the scoring gauge and must be scored with a template or overlay gauge or by using some other means of determining an accurate outline of the actual pellet hole. Note: An “Eagle Eye” gauge may be used for this purpose.

8.3 Electronic Targets

8.3.1 Electronic Target Scores

Scores indicated by electronic targets are final unless protested in accordance with these Rules.

8.3.2 Electronic Target Scoring Protests

When electronic targets are used, a competitor who believes a shot has not registered or who believes a shot or series of shots was scored incorrectly must immediately notify a Range Officer to protest the value of the shot(s). The value of an individual shot must be protested before the next shot is fired or within three (3) minutes after the last shot, except for failure of the paper band to advance or when the scoring accuracy of the target is protested. The Range Officer will direct the firing of an additional shot(s) and/or move the competitor to another firing position. After firing is complete, the Range Officer and Jury will determine whether the original, protested shot(s) was scored correctly or if the protest shot(s) should be scored and counted. If a protest concerning a shot value other than zero or failure to register is not upheld, a two-point penalty is applied. Decisions by the Range Officer and Jury are final and may not be appealed.

8.4 Breaking Ties

Ties must be broken for all places in individual and team events. Ties will be broken as follows:

8.4.1 Individual Ties

1. During a FINAL, all ties between any of the top eight competitors must be broken by firing additional shots, one at a time, until the tie is broken.
2. If competitors are tied for eighth place in the final, they will shoot off for the chance to be in the final. The shoot off will include a five minute sighting period for an unlimited number of sighter shots, followed by five shots, individually timed at seventy five seconds. Unlike a final, scores for the shoot off shots are not announced during the shoot off. Approximately thirty seconds will be allowed between shoot off shots.
3. All other ties must be broken in favor of the shooter with the higher number of inner tens.
4. If the tie is not broken, the tie must be broken in favor of the competitor with the greater number of 10s, then 9s, then 8s, etc.
5. If any ties remain, duplicate awards will be given.

8.4.2 Multiple Course Individual Aggregates

If there is a Final or last Final, the Final and Final tie-breaking procedures (Rule 8.4.1, #1) will be used. Where there is no Final, ties will be broken by using the last match score, then by using the next to the last match score (if applicable).

8.4.3 Team Events

Ties in team events must be decided by totaling the scores from all members of the tied teams and then applying the tie-breaking rules for individual events listed above. FINALS are not used to break Team ties.

8.5 Results Lists

Targets must be scored as quickly as possible after they are fired. After the targets are scored, the results must be posted on the Official Bulletin Board (Rule 5.5.7) so that team coaches and competitors can see them and the scoring protest period can begin (see Rule 9.1 below). After all scoring protests are decided and all ties are broken, the Statistical Officer must produce an Official Results List or final bulletin. The Official Results List should list all individual and team competitors in order of their rank or place finish. Copies of the Results List should be distributed to participating teams and individuals.

9. Protests and Appeals

9.1 Scoring Protests (Challenges)

After scores are posted on the Official Bulletin Board a scoring protest period must be provided. If electronic targets are used, the scoring protest period ends 20 minutes after scores are posted. If paper targets are used, scoring protest procedures must give competitors and coaches an opportunity to see their scored targets and to protest any shot values or score totals they believe were scored, recorded, or added incorrectly. The scoring protest period for paper targets must give competitors sufficient time to see their targets, but should not be longer than 60 minutes after scored targets are available for inspection. The expiration time of the scoring protest period must be posted when scores are posted. During the protest period, a competitor or team coach can protest. Scoring protests must be made within the Protest Period. At the end of the scoring protest period, scores become final.

9.1.1 Who May Protest Scores

Competitors must submit scoring protests for their own targets, unless unusual circumstances prevent having competitors check and protest their own scores. Team coaches may advise competitors regarding score protests.

9.1.2 Values of Gauged Shots May Not Be Protested

Shot value protests may only be made on shots whose values were decided without using a scoring gauge (Rule 8.2.1). Decisions made regarding the value of shots by using a scoring gauge cannot be protested, unless there is a recording, tabulation or other obvious error.

9.1.3 Protests of Shot Values During Finals

For electronic targets, protests of the value of a shot in the Final must be made before the next Final shot is fired. For paper targets, competitors will be given the opportunity to see their targets before scores become final.

9.1.4 Protests of Other Team or Individual Scores

Competitors and Team Officials may not protest the scores or targets of other competitors or teams unless there is a recording, tabulation or other obvious error.

9.1.5 Score Protest Fees

The Competition Director may establish a scoring protest fee of not more than \$3.00. The protest fee must be returned if the protest is upheld.

9.2 Protests of Competition Conditions

Any competitor or team official has the right to protest a condition of the competition. Protests can be submitted to any competition official either verbally or in writing. The competition official who receives the protest can rule on the protest. If the protest is denied, the competitor or team official may appeal verbally or in writing to the Jury. If the competition official that ruled on the protest is also on the Jury, the Competition Director must replace him on the Jury during the resolution of the protest. The decisions of the majority of the Jury are final, unless the Jury or the person filing the protest requests a ruling from the National Jury of Appeal.

9.2.1 Protest Fees

The Competition Director may establish a protest fee of not more than \$10.00. If a protest fee is required, it must be paid when the protest is submitted. The protest fee must be returned if the protest is upheld or retained by the Competition Sponsor if the protest is denied.

9.2.2 Competition Protests

Any competitor or Team Official can protest irregularities in the conditions or conduct of the competition and Rules violations by other competitors or competition officials. The protest must be filed in writing within 30 minutes of the occurrence of the protested incident. Written protests must give the following information:

- Name of person filing the protest.
- Date and time when the protest is filed.
- Description of the incident, condition, or decision being protested.
- The specific rule(s) that the protesting person believes was violated by the incident, condition or decision.

Failure to follow this procedure automatically voids the protest.

The decision on the protest by the Competition Director or Jury must be noted in writing on the protest or an attached document. The person filing the protest must be informed of the decision.

9.2.3 Forwarding Protests to USA Shooting

Even if a protest is not appealed, Competition Directors are requested to forward reports or copies of protests to USA Shooting so that any Rules issues involved in the protest may be considered in future editions of the Rules.

9.3 Appeals of Protest Decisions

If a Competition Jury (Rule 6.3) cannot resolve a protest, dispute, or question, the matter may be appealed to the National Jury of Appeal (see Rule 1.7). The protest or question may be submitted to the National Jury of Appeal within 72 hours after the end of the competition. Any decision by the National Jury of Appeal on a protest appealed to it from a competition is final.

10. Finals

Note: The new finals format as per edition 2013 USAS General Technical Rules 6.17 may be used if specified in match program for the 2013-14 PPP season. Starting Sept. 1, 2014 the new finals format will be mandatory for all PPP competitions holding finals.

Currently, the dropping of the qualification score is under review and may or may not be used for National Junior Olympic Pistol Squad Selection at the PPP National Championship. Any Final format not matching the format outlined below will be clearly outlined in the Match Program.

A Final is part of all major competition shooting events, including the Olympics, World Championships, World Cups and National Championships. A Final is not required in individual Progressive-Position Pistol events, but is highly recommended.

Finals may be held for all, or fewer, categories. Categories cannot be mixed in a single Final.

10.1 Final Round Procedures

The top eight individual competitors in a category advance to the final round. Finals may be conducted by using electronic targets or paper targets.

10.1.1 Determining Final Round Start Positions

The top eight competitors must be ranked according to their scores. All ties must be broken using rule 8.4

10.1.2 Scoring

Qualification scores entitle an athlete to a place in the Finals, but do not carry forward. Finals scoring starts from zero (0) in accordance with these rules.

10.1.3 Scoring Finals Targets

Finals scoring may be done with electronic targets, target reading machines or manual devices that classify each ring into 10ths (such as 1.1, 1.2, up to 10.9). If such systems are not available, finals targets may be scored in whole numbers by conventional means. Targets should be scored immediately after each shot and the score of each competitor announced before starting the next shot.

10.1.4 Conducting Finals with Electronic Targets

If finals are conducted by using electronic targets, the procedures described in Rules 10.2-10.4 must be followed, and all final round shots must be scored in tenth ring (i.e. 10.3, 9.7, 10.8, etc.) values.

10.1.5 Conducting Finals with Paper Targets and Target Carriers

If finals are conducted by using single-bull paper targets with target carriers, the procedures described in Rules 10.2-10.4 must be followed. All final round shots may be scored in tenth ring (i.e. 10.3, 9.7, 10.8, etc.) values if suitable scoring gauges are available or they may be scored in whole ring (i.e. 10, 9, 8, etc.) values.

10.1.6 Conducting the Finals with 4-Bull Paper Targets

If finals are conducted on 4-bull paper targets and target carriers are not available, the procedures described in Rules 10.2-10.4 must be changed to accommodate the alternative scoring procedure and all final round shots must be scored in whole ring values. A spotter with a spotting telescope must be located behind each of the eight finalists. After each final round shot, the spotter must estimate as closely as possible the value of that shot and display or announce this shot value for the Range Officer's announcement to the competitors and spectators.

10.1.7 Special Finals for All Competitors

In competitions that have multiple relays or that take place over two or more days, where it is not possible to have the top eight competitors remain for an eight-person final at the end of the competition, the Competition Program may provide that all competitors will complete a ten-shot final round as part of the individual event. If this is done, a final should be conducted at the end of each relay. The same finals procedures that are given in this Rule must be used, except that it may not be practical to announce individual scores after each shot if there are more than eight or ten competitors (An excellent way to announce scores if a large number of competitors are in a final is to announce only the firing points where a ten has been fired on that shot). If this special finals procedure is used, the final round scores will be added only to the scores of the shooters who had the eight highest match scores to determine the final ranking of those eight competitors. The final round scores of the other competitors may be published in the results bulletin for information purposes.

10.2 Preparing for the Final

The start time of the final is the time when the commands for the first shot for record begin. The start time of the final must be announced in advance. Finalists should report to the Range Officer at least 30 minutes before the start of the final.

10.2.1 Late Arrivals

Any finalist who does not report to the Preparation Area within 10 min. after the Reporting Time may not start and will be recorded as the first eliminated athlete and shown as DNS. If a finalist does not report, the first elimination will begin with the seventh place.

10.2.2 Assigning Firing Points

Finalists fire together on eight adjacent firing points. Finalists are assigned firing points with the highest-ranked competitor on the first point (left), the next ranked competitor on the 2nd point, etc.

10.2.3 Targets

If single bull targets are used, competitors must be given two (2) sighting targets and ten (10) record targets. If 4-bull targets are used, the two leftmost bulls on the first sheet will be marked as sighters. The first sighting target or the 4-bull target must be hung or placed down range before the preparation and sighting period begins.

10.2.4 Introduction of Competitors

After the Preparation and Sighting Period, all finalists must place their guns down and turn to face the audience. Introductions should include the competitor's current ranking, score, name, and club, school or other affiliation. The Announcer will also introduce the CRO and Jury Member-in-Charge.

10.3 Conducting the Final

When conducting the Final using target carriers, refer to 10.3.6. When using 4 bull targets refer to 10.1.6

FINALS FORMAT	The Finals consists of two (2) series of three (3) MATCH shots each fired in a time of 150 sec. per series. This is followed by fourteen (14) single MATCH shots each fired on command in a time of 50 seconds. Eliminations of the lowest scoring finalists begin after the eighth shot and continue after every two shots until the gold and silver medals are decided. There are a total of twenty (20) Finals shots.
SCORING	Scoring in Finals is done with tenth-ring (decimal) scoring for the respective target. Cumulative total scores in Finals determine final rankings, with ties broken according to shoot-off scores. Deductions for violations occurring before the first MATCH shot will be applied to the score of the first MATCH shot. Deductions for other penalties will be applied to the score of the shot where the violation occurred.
EQUIPMENT SET-UP TIME 20:00 min before	Athletes or athletes' coaches must be allowed to place guns and equipment on the firing points not less than 20 min. before the Start Time. Gun cases and equipment containers must not be left on the FOP.

<p>PISTOL WARM-UP PERIOD 13:00 min before</p>	<p>The CRO will call athletes to the firing line thirteen (13) minutes before the start time by commanding “ATHLETES TO THE LINE.”</p> <p>After two (2) min., the CRO will start a combined Preparation and Sighting Time by commanding “FIVE MINUTES PREPARATION AND SIGHTING TIME...START.” During this time, finalists may fire unlimited sighting shots.</p> <p>At 30 sec. before the end of the Preparation and Sighting Time, the CRO will command “30 SECONDS.”</p> <p>After five (5) minutes, the CRO will command “STOP...UNLOAD.”</p> <p>No score announcements are made during sighting shots. After the command “STOP...UNLOAD,” finalists must unload their pistols, insert safety flags and place them on the bench and turn to face spectators for the presentation. A Range Officer must verify that gun actions are open with safety flags inserted.</p>
<p>PRESENTATION OF FINALISTS 5:00 min. before</p>	<p>After finalists’ guns are checked, the Announcer will introduce the athletes, CRO and Jury Member-in-Charge</p>
<p>FINAL PREPARATION TIME</p>	<p>Immediately after the presentation, the CRO will command “TAKE YOUR POSITIONS.”</p> <p>The targets and scoreboard must be cleared for MATCH shots.</p> <p>After 60 sec., the CRO will begin commands for the first MATCH series.</p>

<p>1st COMPETITION STAGE</p> <p>2 X 3 Shots</p> <p>Time limit: 150 sec. for each series</p> <p>Competition firing starts at 0:00 min.</p>	<p>The CRO will command “FOR THE FIRST COMPETITION SERIES...LOAD.” After 5 sec., the CRO will command “START.”</p> <p>Finalists have 150 sec. to fire three (3) shots. A countdown clock displaying the time remaining in seconds should be shown on the finalists’ target monitors. If a countdown clock is not visible to each finalist on his firing point, the CRO must announce “TEN” and “FIVE” to indicate the time remaining in each series.</p> <p>At 150 sec. or after all finalists have fired three shots, the CRO will command “STOP.”</p> <p>Immediately after the command “STOP,” the Announcer will give 15-20 sec. of comments on the current ranking of the athletes and notable scores. Individual shot scores are not announced.</p> <p>Immediately after the Announcer finishes, the CRO will command “FOR THE NEXT COMPETITION SERIES, LOAD.”</p> <p>After 5 sec., the CRO will command “START.”</p> <p>At 150 sec., or after all finalists have fired three shots, the CRO will command “STOP.” The Announcer will again comment on the athletes and their scores and explain that single shots will begin and that after each second shot, the lowest ranking finalist will be eliminated.</p>
---	---

<p>2nd COMPETITION STAGE</p> <p>SINGLE SHOTS</p> <p>14 x 1 Shot</p> <p>Time limit: 50 sec. (30 for prone) for each shot</p>	<p>Immediately after the Announcer finishes, the CRO will command “FOR THE NEXT COMPETITION SHOT, LOAD.” After 5 sec., the CRO will command “START.”</p> <p>Finalists have 50 sec. to fire each shot.</p> <p>At 50 sec. the CRO will command “STOP” and the Announcer will give comments about the Finalists and their scores.</p> <p>Immediately after the Announcer finishes, the CRO will command “FOR THE NEXT COMPETITION SHOT, LOAD.” After 5 sec., the CRO will command “START.”</p> <p>This sequence will continue until 20 total shots, including 14 single shots, are fired. At the end of the 20th shot, the CRO will command “STOP...UNLOAD.” A Range Officer must verify that gun actions are open with safety flags inserted.</p>
<p>ELIMINATIONS</p>	<p>After all Finalists have fired eight (8) shots, the lowest ranking athlete is eliminated (8th place). The lowest ranked finalists will continue to be eliminated as follows:</p> <p>After 10 shots – 7th place</p> <p>After 12 shots – 6th place</p> <p>After 14 shots – 5th place</p> <p>After 16 shots – 4th place</p> <p>After 18 shots – 3rd place (bronze medal winner is decided)</p> <p>After 20 shots – 2nd and 1st places (silver and gold medal winners are decided)</p> <p>When a finalist is eliminated, he must unload his pistol, insert a safety flag, lay it down and step back from the firing point. A Range Officer must verify that the gun is safe.</p>

<p>TIE-BREAKING</p>	<p>If there is a tie for the lowest ranking athlete to be eliminated, the tied athletes will fire additional tie-breaking single shots until the tie is broken.</p> <p>For the tie-breaking shot, the CRO will immediately announce the family names of the tied athletes and command them to fire the tie-breaking shots with the normal firing procedure. The Announcer will make no comments until the tie is broken.</p>
<p>FINALS COMPLETION</p>	<p>After the two (2) remaining finalists fire their 20th shots, and if there are no ties and no protests, the CRO will declare “RESULTS ARE FINAL.”</p> <p>The Announcer will immediately recognize the gold, silver and bronze medal winners</p>

10.3.1 Five Minute Preparation and Sighting Period

Finalists are given a five (5) minute Preparation and Sighting Period that is initiated with the command **FIVE MINUTES PREPARATION AND SIGHTING TIME...START.** Competitors may prepare themselves and their equipment and fire unlimited sighting shots at this time. The sighting period ends with the command **STOP.** Competitors must stop firing. If a pistol is still loaded, the competitor must notify the Range Officer who will direct the competitor to clear his pistol into a special shot container or the backstop (Rule 2.5)

10.3.2 Changing From Sighting to Record Shots

After the command **STOP** ends the preparation and sighting period, the competitors will place the first record target in the carrier or Competition Officials must change electronic targets from sighting targets to the first record target.

If multiple-bull targets are used, the Range Officer must verify that no sighting shots were shot onto record bulls before the first record shot is fired. Range Officers may use a scope to complete this task to avoid going in front of the firing line.

10.3.3 Loading the Shot

When the record targets are in place, the Range Officer gives the command **FOR THE FIRST (NEXT) COMPETITION SERIES (SHOT) - LOAD**. Competitors may not place a pellet in the barrel before the command **LOAD**. The first violation results in a warning. The second violation results in a two (2) point deduction.

10.3.4 Firing the Shot

When all competitors have loaded their pistols, the Range Officer commands “**ATTENTION**” and after 5 seconds “**START**”. Competitors have 150 seconds to shoot 3 record shots in the First Competition Stage, or 50 seconds to shoot 1 record shot in the Second Competition Stage. At the end of 150 (or 50) seconds, or after the last competitor has fired, whichever comes first, the shot time is ended with the command **STOP**.

10.3.5 Aiming Exercises Between Shots

Aiming exercises are allowed only between the commands **STOP** and the following command **LOAD**. Dry firing in any form is prohibited. Competitors may not load their pistols until the command **LOAD** is given for the next shot.

10.3.6 CHANGE TARGETS Command

If a target carrier system is used, the range officer will command **STOP** and **CHANGE TARGETS**. Targets may only be retrieved after these commands to avoid disturbing other competitors.

10.3.7 Retrieving Targets

After the command **CHANGE TARGETS**, the fired target is retrieved and given to the Range Officer and the next record target is sent down range. The Range Officer will announce the scores to the competitors and spectators. If 4-bullseye targets are used, they can be left down range until all the bulls are shot. Competition Officials may score them after each shot using a spotting scope.

10.4 Special Finals Procedures

10.4.1 Competitor's Time Cut Short

If the command **STOP** is given before the 150 seconds expires in the First Competition Stage or the 50 seconds expires in the Second Competition Stage, and a competitor has not fired his shot, the competitor must be given a new 50-second period to shoot each unfired shot, starting with the **Load** and after 5 seconds **Start** Command. The other Finalists must wait until this shot is completed before continuing the Final.

10.4.2 Malfunctions in Finals

- **Pistol Malfunction** - In case of an allowable malfunction (Rule 7.15), the competitor may complete the unfired shot, if he can repair or replace his pistol within three (3) minutes. As soon as the malfunction is repaired, the Range Officer must give a new set of commands with a full 150 (50)-second time limit for that competitor only. The other finalists must wait until the competitor with the malfunction shoots (in the allowed time) before continuing the final. Only two malfunctions may be allowed for one competitor during a final and any tie-breaking shoot-off.
- **Single Target Malfunction** - If an electronic target fails to function, the competitor must be moved to a new target. He will be allowed an additional two (2) minute period for sighting shots before he completes the missing shot. The other Finalists must wait until this shot is completed before continuing the Final.
- **Malfunction of All Targets** – If all electronic targets malfunction during the final and can be repaired within one (1) hour, the remaining final round shots will be completed after an additional five (5) minute sighting time. If the targets cannot be repaired within one (1) hour, the completed final round shots will be totaled and used as the official score.

10.4.3 Early and Late Shots

Shots fired before the command **START** and after the command **STOP** must be scored as misses.

10.4.4 Protests

A finalist who wishes to protest the value of a final round shot must do so immediately after the value of the shot is announced or officially scored (paper targets) and before the commands for the next final shot commence. The competitor may protest by raising his hand and announcing “**Protest.**” The scorers or Jury must check the shot immediately. If the value changes, the finalist receives the new value. If the competition has a scoring protest fee, the fee must be paid after the final, if the value remains the same. Protests of shooting conditions in the final must be made immediately and before the final results are announced.